

THE BAYLIGHTER™

SRFBL220

The Baylighter™, General Area

40w, 50w, 55w Biax® Lamp



FEATURES

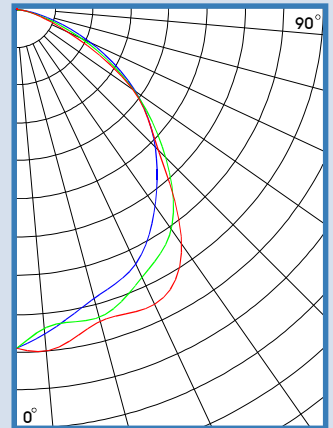
- Baked white powder coated trim flange.
- T-Hinge and spring loaded latch door assembly.
- Clear prismatic acrylic lens.
- Removable wiring accessed plate.
- Miro 4 specular enhanced aluminum reflector, 95% reflectance.
- Electronic ballast.

AVAILABLE WITH

- Variety of lenses
- Special ballast
- Multi-level switching
- White aluminum reflector

SRFBL220-6-2B-CA-EB40

TEST NO.=LA-T0305
LAMP TYPE=F40BX
NO. OF LAMP=6
LUMENS PER LAMP=3150
WATTS PER LAMP=40
BALLAST FACTOR=1
PHOTOMETRY TYPE=C



CANDLEPOWER

Angle	End	45	Cross
0	5384	5384	5384
5	5175	5084	5448
15	4757	5065	5131
25	4471	4706	5176
35	3837	4284	4580
45	3126	3367	3207
55	2339	2320	2302
65	1386	1238	1029
75	847	398	346
85	66	66	63
90	2	12	11
95	3	11	11
105	1	6	9
115	1	6	8
125	0	3	6
135	0	1	3
145	0	0	1
155	0	0	0
165	0	0	0
175	0	0	0
180	0	0	0

ZONAL LUMEN SUMMARY

DEGREES	LUMENS	% LAMP	% FIXTURE
0-30	4121	21.8	31.4
0-40	6789	35.9	51.7
0-60	11400	60.3	86.8
0-90	13116	69.4	99.8
90-120	21	0.1	0.2
90-130	23	0.1	0.2
90-150	25	0.1	0.2
90-180	25	0.1	0.2
0-180	13141	69.5	100.0

Luminaire Efficiency = 69.5%

SPACING CRITERION

ALONG	ACROSS
1.15	1.33



LOS ANGELES LIGHTING MFG. CO.

10141 OLNEY ST. / EL MONTE, CA 91731

<http://www.lalighting.com>

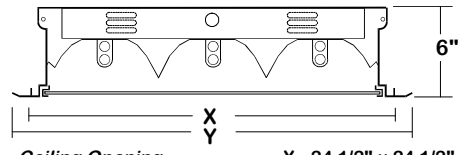
TEL : 626-454-8300 FAX : 626-454-8399

BAYLIGHTER™



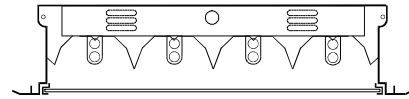
SRFBL220 SERIES

3-Lamp

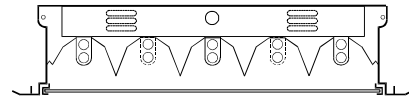


Ceiling Opening X - 24 1/2" x 24 1/2"
Overall Width By Length Y - 26" x 26"

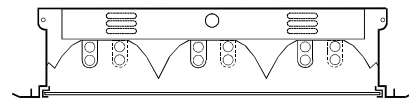
4-Lamp



5-Lamp



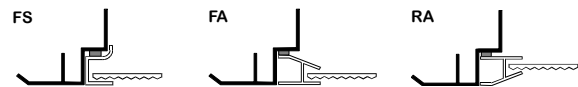
6-Lamp



- Reflector / Wireway cover is designed for easy maintenance. Removable center piece without the use of tools.

DOOR FRAME INFORMATION

• **CROSS SECTION**



• **DOOR FRAME STYLES**

- FS - Flat Steel
- FA - Flat Extruded Aluminum
- RA - 5/8" Regressed Extruded Aluminum

• **FINISHES**

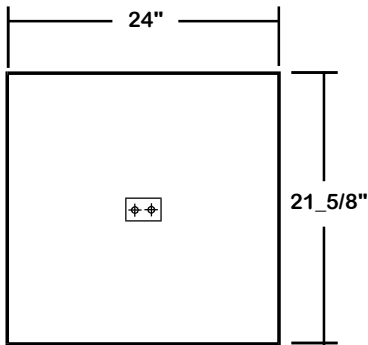
- W - White Enamel
- B - Black Enamel

• **GASKETING**

Gasketing Between Door Frame and Fixture Housing.

BACK PLATE

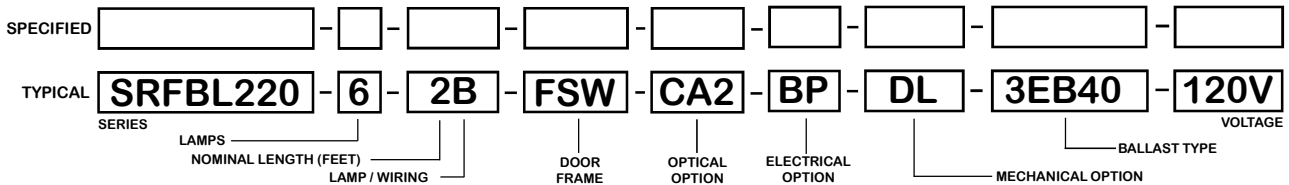
ACCESS PLATE



CATALOG NUMBER

	NOMINAL LENGTH	TOTAL LAMPS
SRFBL220-3-2B	2'X2'	3
SRFBL220-4-2B	2'X2'	4
SRFBL220-5-2B	2'X2'	5
SRFBL220-6-2B	2'X2'	6

ORDERING GUIDE



OPTIONS and ACCESSORIES

• **BALLAST OPTIONS**

	PAGE REF-1
Electronic 40W Compact Twin Tube	EB40
Electronic 50W Compact Twin Tube	EB50
Electronic 55W Compact Twin Tube	EB55
Digital Addressable Ballast	DAB

• **ELECTRICAL OPTIONS**

	PAGE REF-2
Emergency Battery Pack	*
External Line Fusing (HLR/GLR)	ELF
Radio Interference Filters	RIF
Motion Sensor	MS

• **OPTICAL OPTIONS**

	PAGE REF-3
Clear Acrylic .125	CA2
Clear Prismatic Acrylic - Pattern 12 .125	PA2

• **MECHANICAL OPTIONS**

	PAGE REF-4,5&6
Damp Location	DL
Swing Out Jack	M2C

*See Appropriate Reference Page

SPECIFICATIONS

• **TYPE**

Recessed mounted flanged luminaire, high bay / low bay general area lighter. To be mounted in open plenum only. Not to be installed in tightly enclosed spaces.

• **DOOR FRAME**

20 gauge cold rolled steel or extruded aluminum in various finishes. T-hinge, positive spring loaded latch.

• **OPTICS**

Available with various clear or prismatic acrylic lenses, or louvers.

• **CONSTRUCTION**

22 gauge cold rolled steel housing with louvered vents on each side for heat removal. (20 GA. housing available as specified.)

• **REFLECTOR**

Enhanced aluminum reflectors, 95% reflectance.

• **FINISH**

Baked white polyester finish, minimum reflectance 86%. (Powder coated finish available.)

• **WIRING**

120v 60Hz., 277v 60Hz., UNV (universal voltage 120v thru 277v.) or as otherwise specified. Up to 6 levels of switching available as specified.

• **LABELS**

U.L. Listed. Compatible with UL Fire-Rated Ceiling Assemblies.



Made in the U.S.A.