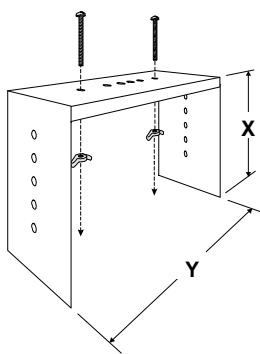


MECHANICAL OPTIONS

HANGER YOKES

Use :

Compatible With All Type Of Recessed Flanged Fixtures. 1/4 - 20 x 3" Machine Screws Locate Into Knockout On Back Of Housing.



Size :

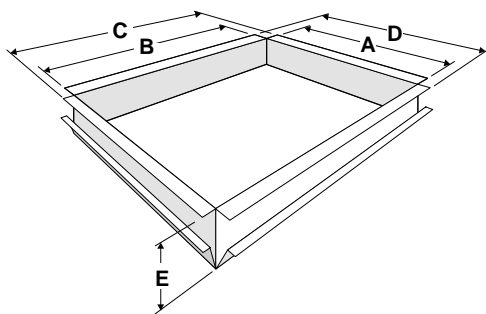
Fixture Series	CAT. NO.	X	Y
FFF106, FHL306	HS-6 1/2	5 1/8"	6 1/2"
FCR210, FCR710, FSE110	HS-12 1/2	5 1/8"	12 1/2"
FCR220, FCR720, FSE120	HS-24 1/2	5 1/8"	24 1/2"
FHL310, FDH410, FPA510	HS-12	5 1/8"	12"
FHL315, FPA515	HS-20	5 1/8"	20"
FHL320, FDH420, FPA520	HS-24	5 1/8"	24"
FHL330, FDH430, FPA530	HS-36	5 1/8"	36"
FHL340, FDH440, FPA540	HS-48	5 1/8"	48"

GASKETING

Type - Standard Gasket Material Is Polyurethane. For Neoprene Designate " GSKN ".

	T-BAR	TRIM FLANGE
GSK1 One Way Gasketing		
GSK2 Two Way Gasketing		
GSK3 Three Way Gasketing		

PLASTER FRAMES

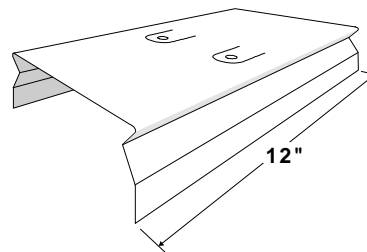


Use - Compatible With All Type Of Recessed Flanged Fixtures. When Installed In Plaster Ceiling.

Size :

CAT. NO.	WXL	A	B	C	D	E
PF-12-48	1 X4	12 1/2"	48 1/2"	50 3/4"	14 3/4"	2 1/8"
PF-12-96	1 X8	12 1/2"	96 1/2"	98 3/4"	14 3/4"	2 1/8"
PF-24-24	2 X2	24 1/2"	24 1/2"	26 3/4"	26 3/4"	2 1/8"
PF-24-48	2 X4	24 1/2"	48 1/2"	50 3/4"	26 3/4"	2 1/8"
PF-24-96	2 X8	24 1/2"	96 1/2"	98 3/4"	26 3/4"	2 1/8"
PF-36-36	3 X3	36 1/2"	36 1/2"	38 3/4"	38 3/4"	2 1/8"
PF-48-48	4 X4	48 1/2"	48 1/2"	50 3/4"	50 3/4"	2 1/8"

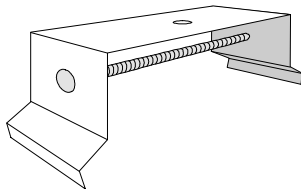
LONG CONNECTORS



Use- Long Connectors With Lift-Up Tabs For Installation Of V-Hooks When Chain Mounted. Finish - Baked White Enamel.

CAT. NO.	FOR
CMC-110	STR110/IND110 SERIES
CMC-200	STR200/IND200/IND500 SERIES
CMC-240	STR240/IND240 SERIES
CMC-280	STR280/IND280/IND500 SERIES
CMC-300	STR300/IND300 SERIES
CMC-400	STR400/IND400 SERIES

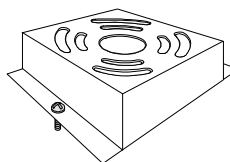
GRIPPER BACK HANGERS



Use - Spaces Fixture 1 1/2" From Ceiling While Allowing Easy Installation Along Gripper Groove Of Housing. Finish - Baked White Enamel.

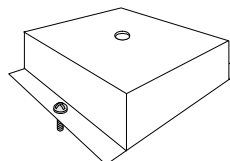
CAT. NO.	FOR
CH-200	STR200/IND200/IND500 SERIES
CH-240	STR240/IND240 SERIES
CH-300	STR300/IND300 SERIES
CH-400	STR400/IND400 SERIES
CH-HB	HBS100/HBW100/HBW200/HBI200 SERIES

CEILING SPACERS



FIS-7

Feed-in spacer mounts to junction box while spaces fixture 1 1/2" from ceiling.



CS-3

Closed spacer, spaces fixture 1 1/2" from ceiling.