

# OPTICAL OPTIONS

## EXTRUDED PRISMATIC PATTERNS

\* Normal stock item

CA*	Clear Acrylic.
CA2*	Clear Acrylic. Nom .125 OA Thickness.
CA8*	Clear Acrylic. Nom .187 OA Thickness.
PA*	Clear Prismatic Acrylic. No Thickness Specified. Female Prisms 3/16 Square Base.
PA1	Clear Prismatic Acrylic. Nom .110 OA Thickness. Female Prisms 3/16 Square Base.
PA2*	Clear Prismatic Acrylic. Nom .125 OA Thickness. Female Prisms 3/16 Square Base.
PA3	Clear Prismatic Acrylic. Min .125 OA Thickness. Female Prisms 3/16 Square Base.
PA8*	Clear Prismatic Acrylic. Nom .187 OA Thickness. Female Prisms 3/16 Square Base.
P15	Clear Prismatic Acrylic. Nom .200 OA Thickness.. Female Prisms 3/8 Square Base.
P195	Clear Prismatic Acrylic. Nom .150 OA Thickness .Male Conical Prisms 3/16 Square Base.
P198	Clear Prismatic Acrylic. Nom .187 OA Thickness. Male Conical Prisms 3/16 Square Base.
PWA2	White Prismatic Acrylic. Nom .125 OA Thickness. Female Prisms 3/16 Square Base.
P3E	3E Batwing Pattern Lens.
P195RF	Clear Prismatic Acrylic Pattern 19 Shunts Radio Frequencies To Ground.Nom .150 OA Thickness.
PA2UV	Clear Prismatic Acrylic UV Blocking. Nom .125 OA Thickness.

## FLAT WHITE MATTE DIFFUSERS

\* Normal stock item

FWA*	Flat White Acrylic. Nom .080 Thickness. Stippled Finish.
FWA1	Flat White Acrylic. Nom.100 Thickness. Stippled Finish.
FWA2	Flat White Acrylic. Nom .125 Thickness. Stippled Finish.
FWA8	Flat White Acrylic. Nom .187 Thickness. Stippled Finish.

## DROPPED PANS

\* Normal stock item

DP	Dropped Opal Acrylic Dish. Stippled Finish. 1 1/2" Standard Drop.
----	---

## HIGH IMPACT LENSES

\* Normal stock item

VL25	Clear Polycarbonate. Nom .125 Thickness W/ .125 Clear Prismatic Acrylic Overlay.
VL37	Clear Polycarbonate. Nom .250 Thickness W/ .125 Clear Prismatic Acrylic Overlay.
CPC2*	Clear Polycarbonate. Nom .125 OA Thickness.
CPC8*	Clear Polycarbonate. Nom .187 OA Thickness.
PPC2*	Clear Prismatic Polycarbonate. Nom .125 OA Thickness. Female Prisms 3/16 Square Base.
PPC8	Clear Prismatic Polycarbonate. Nom .187 OA Thickness. Female Prisms 3/16 Square Base.
DRP2*	High Impact Clear Prismatic Acrylic. Nom .125 OA Thickness. Female Prisms 3/16 Square Base.
DRP4	High Impact Clear Prismatic Acrylic. Nom .140 OA Thickness. Female Prisms 3/16 Square Base.
DRP8*	High Impact Clear Prismatic Acrylic. Nom .187 OA Thickness. Female Prisms 3/16 Square Base.

## LOUVERS

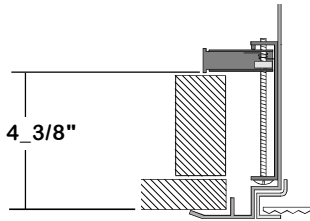
\* Normal stock item

P1S*	Paracube Silver Finish. 1/2" x 1/2" x 7/16" Parabolic Cells.
P1G	Paracube Gold Finish. 1/2" x 1/2" x 7/16" Parabolic Cells.
P2S*	Paracube Silver Finish. 1 1/2" x 1 1/2" x 1" Parabolic Cells.
P2G	Paracube Gold Finish. 1 1/2" x 1 1/2" x 1" Parabolic Cells.
P3S	Paracube Silver Finish. 3" x 3" x 1 1/2" Parabolic Cells.
P3G	Paracube Gold Finish. 3" x 3" x 1 1/2" Parabolic Cells.
P4S	Paracube Silver Finish. 3/4" x 3/4" x 1/2" Parabolic Cells.
P4G	Paracube Gold Finish. 3/4" x 3/4" x 1/2" Parabolic Cells.
PLA*	Eggcrate White Acrylic Louver. 1/2" x 1/2" x 3/8". 30° Cutoff.
ALW	Eggcrate Aluminum Louver. 1/2" x 1/2" x 1/2". Baked White Enamel Finish.
ALB	Eggcrate Aluminum Louver. 1/2" x 1/2" x 1/2". Baked Black Enamel Finish.
ALN	Eggcrate Aluminum Louver. 1/2" x 1/2" x 1/2". Natural Anodized Finish.
P4C	Paracube Copper Finish. 3/4" x 3/4" x 1/2". Parabolic Cells.

# MECHANICAL OPTIONS

## SWING-OUT JACK

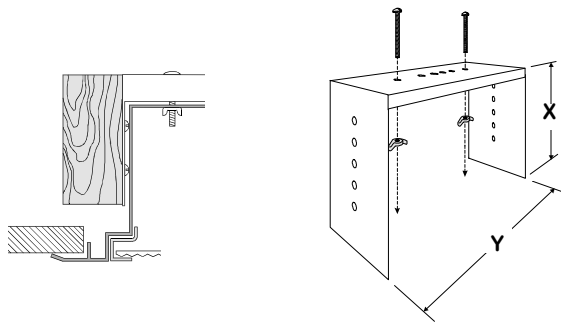
Compatible with selected type of recessed flanged fixtures.  
Spring loaded adjustable mounting bracket for mounting in drywall or plaster type ceiling.  
Two brackets on each side of fixture housing, four needed per lighting fixture.



CAT. NO.	FIXTURE SERIES
SOJ (Set of 4)	FHL310, FHL315, FHL320, FHL330, FHL340
	FDH410, FDH420, FDH430, FDH440
	FPA510, FPA515, FPA520, FPA530, FPA540
	FBL220, FBL229
	FHB100

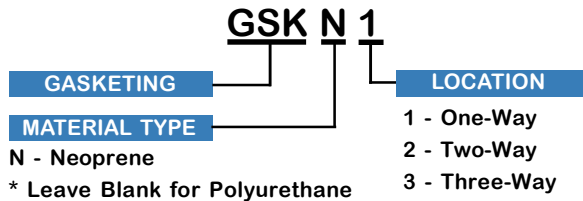
## HANGER YOKES

Compatible with all type of recessed flanged fixtures.  
1/4 - 20 x 3" Machine screws locate into knockout on back of fixture housing.



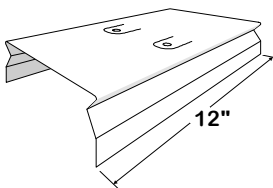
CAT. NO.	FIXTURE SERIES	X	Y
HS-6_1/2	FFF106, FHL306, FWW206	5_1/8"	6_1/2"
HS-10_1/2	FWW200	5_1/8"	10_1/2"
HS-12	FCR210, FCR710, FSE110	5_1/8"	12"
HS-12_1/2	FHL310, FDH410, FPA510 FHB100, FIC110	5_1/8"	12_1/2"
HS-20	FHL315, FPA515	5_1/8"	20"
HS-24_1/2	FHL320, FDH420, FPA520, RER120, FCR220, FCR720, FSE120, FBL220/229, FIC/FIS120	5_1/8"	24_1/2"
HS-36_1/2	FHL330, FDH430, FPA530, RER130	5_1/8"	36_1/2"
HS-48_1/2	FHL340, FDH440, FPA540, RER140	5_1/8"	48_1/2"

## GASKETING



	1-WAY	2-WAY	3-WAY
T-BAR			
TRIM FLANGE			

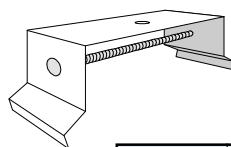
## CHAIN MOUNT COUPLING



Chain mount coupling with Lift-Up tabs for installation of V-Hooks when chain mounted.  
Finish: Baked white enamel.

CAT. NO.	FIXTURE SERIES
CMC-110	STR110/IND110
CMC-200	STR200/IND200/IND500
CMC-240	STR240/IND240
CMC-300	STR300/IND300
CMC-400	STR400/IND400
CMC-580	IND580
CMC-KDS200	KDS200
CMC-KDI200	KDI200

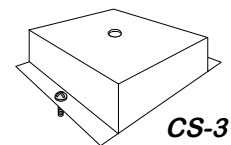
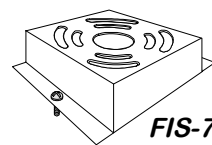
## GRIPPER BACK HANGERS



Spaces fixture 1 1/2" from ceiling while allowing easy installation along gripper groove of housing.  
Finish: Baked white enamel.

CAT. NO.	FIXTURE SERIES
CH-200	STR200/IND200/IND500
CH-240	STR240/IND240
CH-300	STR300/IND300
CH-400	STR400/IND400
CH-HB	HBS100/HBW100/HBW200/HBI200

## CEILING SPACERS



CAT. NO.	DESCRIPTION
FIS-7	Feed-in spacer mounts to junction box while spaces fixture 1 1/2" from ceiling.
CS-3	Closed spacer, spaces fixture 1 1/2" from ceiling.