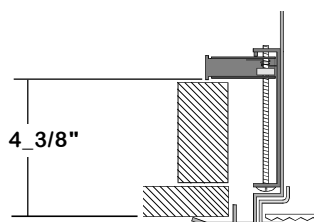


# MECHANICAL OPTIONS

## SWING-OUT JACK

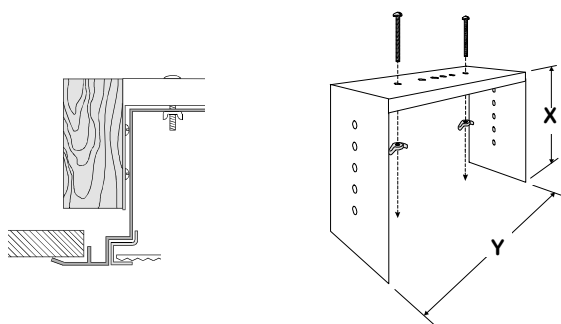
Compatible with selected type of recessed flanged fixtures.  
Spring loaded adjustable mounting bracket for mounting in drywall or plaster type ceiling.  
Two brackets on each side of fixture housing, four needed per lighting fixture.



CAT. NO.	FIXTURE SERIES
SOJ (Set of 4)	FHL310, FHL315, FHL320, FHL330, FHL340
	FDH410, FDH420, FDH430, FDH440
	FPA510, FPA515, FPA520, FPA530, FPA540
	FBL220, FBL229
	FHB100

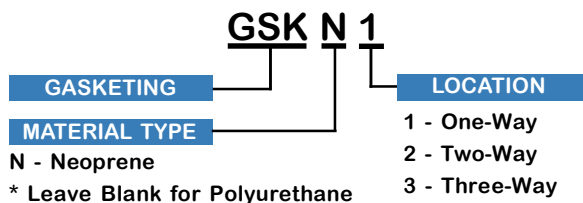
## HANGER YOKES

Compatible with all type of recessed flanged fixtures.  
1/4 - 20 x 3" Machine screws locate into knockout on back of fixture housing.



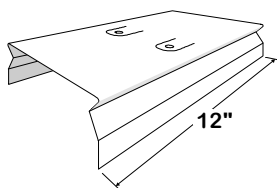
CAT. NO.	FIXTURE SERIES	X	Y
HS-6_1/2	FFF106, FHL306, FWW206	5_1/8"	6_1/2"
HS-10_1/2	FWW200	5_1/8"	10_1/2"
HS-12	FCR210, FCR710, FSE110	5_1/8"	12"
HS-12_1/2	FHL310, FDH410, FPA510 FHB100, FIC110	5_1/8"	12_1/2"
HS-20	FHL315, FPA515	5_1/8"	20"
HS-24_1/2	FHL320, FDH420, FPA520, RER120, FCR220, FCR720, FSE120, FBL220/229, FIC/FIS120	5_1/8"	24_1/2"
HS-36_1/2	FHL330, FDH430, FPA530, RER130	5_1/8"	36_1/2"
HS-48_1/2	FHL340, FDH440, FPA540, RER140	5_1/8"	48_1/2"

## GASKETING



	1-WAY	2-WAY	3-WAY
T-BAR			
TRIM FLANGE			

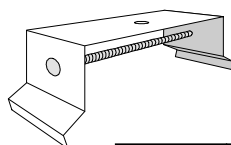
## CHAIN MOUNT COUPLING



Chain mount coupling with Lift-Up tabs for installation of V-Hooks when chain mounted.  
Finish: Baked white enamel.

CAT. NO.	FIXTURE SERIES
CMC-110	STR110/IND110
CMC-200	STR200/IND200/IND500
CMC-240	STR240/IND240
CMC-300	STR300/IND300
CMC-400	STR400/IND400
CMC-580	IND580
CMC-KDS200	KDS200
CMC-KDI200	KDI200

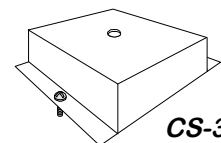
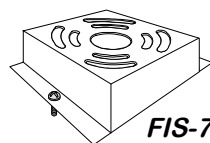
## GRIPPER BACK HANGERS



Spaces fixture 1 1/2" from ceiling while allowing easy installation along gripper groove of housing.  
Finish: Baked white enamel.

CAT. NO.	FIXTURE SERIES
CH-200	STR200/IND200/IND500
CH-240	STR240/IND240
CH-300	STR300/IND300
CH-400	STR400/IND400
CH-HB	HBS100/HBW100/HBW200/HBI200

## CEILING SPACERS



CAT. NO.	DESCRIPTION
FIS-7	Feed-in spacer mounts to junction box while spaces fixture 1 1/2" from ceiling.
CS-3	Closed spacer, spaces fixture 1 1/2" from ceiling.