



CLEANROOM MCR710



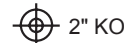
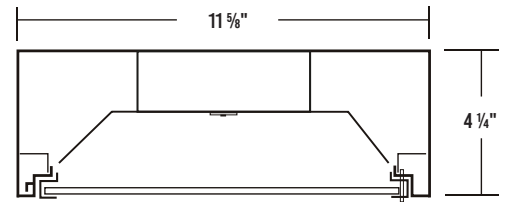
CLASS 1000/10000 CLEANROOM LUMINAIRE

JOB	
TYPE	
DATE	

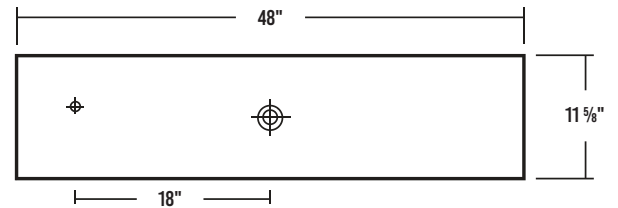
Surface-Mounted



CROSS SECTION



4' BACKPLATE



SPECIFICATIONS

Construction

- Class 1000/10,000 (ISO Class 6/7 Equivalent)
- 22 gauge cold-rolled steel welded housing
- 20 gauge cold-rolled steel door frame secured by T-hinges and spring-loaded latches
- Door frame sealed with closed cell neoprene gasket
- All parts fitted and sealed

Finish

- Painted after fabrication
- Baked white powder-coated finish
- Minimum reflectance 90%

Optical

- Inverted clear prismatic acrylic lens (nominal 0.125" thickness)

Electrical

- High efficiency drivers coupled with long-life LEDs
- Service life greater than 50,000 hours (L70)
- Universal voltage 120V through 277V (347V / 480V available)
- Power Factor (PF) ≥ 0.9
- Total Harmonic Distortion (THD) $\leq 20\%$

Listing

- UL USA and Canada listed / suitable for damp locations

Warranty

- 5-Year limited warranty standard. 10-Year limited warranty also available

APPLICATIONS

- Cleanroom, Sealed Ceiling Areas, Commercial

FEATURES

- 0-10V dimming driver standard
- Supports California Title 24 compliance

OPTIONS

- Range of lumen packages and color temperatures
- Tunable white (2700K - 6500K)
- Colored LEDs, including True/Native Amber
- Sensors and controls
- Lens options
- Antimicrobial finish
- Emergency battery pack
- Customization available upon request



Los Angeles Lighting Mfg. Co.
 Contact Us
 T: 626-454-8300 10141 Olney Street
 F: 626-454-8399 El Monte, CA 91731
 www.lalighting.com Made in the USA



Due to continued product improvements and enhancements, Los Angeles Lighting Manufacturing Company reserves the right to alter specifications, dimensions, data, and/or materials without notice. Please visit our website to view the most current information.

© 2025 LOS ANGELES LIGHTING MANUFACTURING CO. ALL RIGHTS RESERVED

Revised: 04/15/25



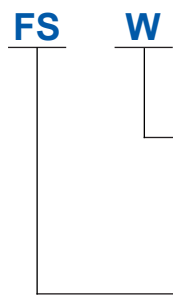
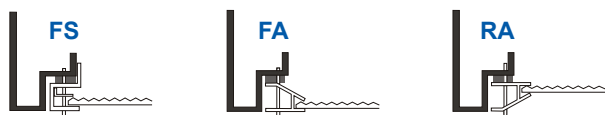
ORDERING INFORMATION

Visit www.lalighting.com/resources for additional options.

SERIES	NOMINAL LED LUMENS	NOMINAL LENGTH	FINISH	DOOR FRAME	OPTICAL	ELECTRICAL	DRIVER	VOLTAGE	# OF LED ROWS	CRI / CCT
MCR710		4L							1	
MCR710 • Class 1000/10000 Cleanroom Grid LED Luminaire	2 - 2000 lm 4 - 4000 lm 6 - 6000 lm 8 - 8000 lm 12 - 12000 lm High Efficacy 2HE - 2000 lm 4HE - 4000 lm 6HE - 6000 lm	4L • 4'	AMF • Antimicrobial Finish *Leave blank if not specified	FSW • Flat Steel White Enamel Door Frame	PA2 • Clear Prismatic Acrylic 0.125" FPA2 • Frosted Prismatic Acrylic 0.125" DRP8 • High-Impact Clear Prismatic Acrylic 0.187" FFWA • Flat Frosted White Acrylic	BPL1.5 • 1500 lm emergency battery pack *Leave blank if not specified	DRDM • 0-10V Dimming Driver DRDM2C • 2-Channel 0-10V Dimming Driver (for Color Tunable White) DRSD • Step Dimming Driver DR2W • 120V 2-Wire Phase Dimming Driver (Must Specify 120V in Voltage Column)	UNV • 120V-277V	1 • One LED Row	827 • 80+CRI / 2700K 830 • 80+CRI / 3000K 835 • 80+CRI / 3500K 840 • 80+CRI / 4000K 850 • 80+CRI / 5000K 865 • 80+CRI / 6500K 8TW • 80+CRI Tunable White 2700K-6500K Requires DRDM2C driver AM8¹ • PC Yellow 575 nm - 590 nm AM9¹ • PC Amber 586 nm - 593 nm AMT¹ • True Amber 585 nm - 595 nm
Most common options for MCR710 shown above. For additional options, including lumen packages, controls, lenses, colors/finishes, cord & plug, switches, and more, visit www.lalighting.com/resources or contact customer service.										90CRI Also available Contact customer service for additional CRI/CCT packages.
¹ For amber and other color LEDs, available lumen packages vary. Contact customer service for more information.										

DOOR FRAME

CROSS SECTION



FINISHES

- W** White Enamel
- B** Black Enamel
- N** Natural Anodized Aluminum (only available for FA and RA styles)

STYLES

- FS** Flat Steel
- FA** Flat Extruded Aluminum
- RA** 5/8" Regressed Extruded Aluminum

FEATURES

- T-Hinges and Positive Spring Loaded Latches
- Inverted Lens
- Sealed with Closed Cell Neoprene Gasket
- Light Stop Covers Installed
- Internal Frame Rail (FS only)

OPTICAL OPTIONS

STANDARD LENSES FOR MCR710 - Prismatic lenses are inverted to position the flat side facing down.

- PA2** Clear Prismatic Acrylic, Nom. 0.125" OA Thickness, Female Prisms 3/16" Square Base, Pattern 12
- FPA2** Frosted Prismatic Acrylic, Nom. 0.125" OA Thickness, Female Prisms 3/16" Square Base, Pattern 12
- DRP8** High-Impact Clear Prismatic Acrylic, Nom. 0.187" OA Thickness, Female Prisms 3/16" Square Base, Pattern 12
- FFWA** Flat Frosted White Acrylic, No Thickness Specified



Los Angeles Lighting Mfg. Co.
 Contact Us
 T: 626-454-8300 10141 Olney Street
 F: 626-454-8399 El Monte, CA 91731
www.lalighting.com Made in the USA



Due to continued product improvements and enhancements, Los Angeles Lighting Manufacturing Company reserves the right to alter specifications, dimensions, data, and/or materials without notice. Please visit our website to view the most current information.

© 2025 LOS ANGELES LIGHTING MANUFACTURING CO. ALL RIGHTS RESERVED

Revised: 04/15/25



MCR710 LED Class 1000/10000 Cleanroom Surface Mount Luminaire

SYSTEM DATA: Additional Lumen Packages Available. Contact Customer Service for More Information

Normal Temp

4'	LED LUMEN PACKAGE	NORMAL AMBIENT TEMPERATURE PRODUCT CODE	DELIVERED LUMENS	SYSTEM WATTS	LUMINAIRE EFFICACY	AMBIENT TEMP.	FLUORESCENT EQUIVALENT	IES FILES
	2000 Lumens (Nominal)	MCR710-2-4L-FSW-PA2-DRDM-UNV-1/840	1591	12.4	127.9 lm/W	-20°C / 35°C (-4°F / 95°F)	1x F32T8	*
	4000 Lumens (Nominal)	MCR710-4-4L-FSW-PA2-DRDM-UNV-1/840	3123	25.5	122.6 lm/W	-20°C / 35°C (-4°F / 95°F)	1x F54T5HO 2x F32T8	*
	6000 Lumens (Nominal)	MCR710-6-4L-FSW-PA2-DRDM-UNV-1/840	4611	39.0	118.2 lm/W	-20°C / 35°C (-4°F / 95°F)	3x F32T8	*
	8000 Lumens (Nominal)	MCR710-8-4L-FSW-PA2-DRDM-UNV-1/840	6054	53.1	114.1 lm/W	-20°C / 35°C (-4°F / 95°F)	2x F54T5HO 4x F32T8	*
	12000 Lumens (Nominal)	MCR710-12-4L-FSW-PA2-DRDM-UNV-1/840	9221	78.0	118.2 lm/W	-20°C / 35°C (-4°F / 95°F)	3x F54T5HO 6x F32T8	*

Normal Temp High Efficacy

4'	LED LUMEN PACKAGE	NORMAL AMBIENT TEMPERATURE (HIGH EFFICACY) PRODUCT CODE	DELIVERED LUMENS	SYSTEM WATTS	LUMINAIRE EFFICACY	AMBIENT TEMP.	FLUORESCENT EQUIVALENT	IES FILES
	2000 Lumens (Nominal)	MCR710-2HE-4L-FSW-PA2-DRDM-UNV-1/840	1617	12.3	131.6 lm/W	-20°C / 35°C (-4°F / 95°F)	1x F32T8	*
	4000 Lumens (Nominal)	MCR710-4HE-4L-FSW-PA2-DRDM-UNV-1/840	3182	24.9	127.9 lm/W	-20°C / 35°C (-4°F / 95°F)	1x F54T5HO 2x F32T8	*
	6000 Lumens (Nominal)	MCR710-6HE-4L-FSW-PA2-DRDM-UNV-1/840	4725	37.8	125.1 lm/W	-20°C / 35°C (-4°F / 95°F)	3x F32T8	*

NOTE:

System data as of 4/15/25 (K-Boards).
Luminaire efficiency: 74.6%
Subject to change without notice.

System data is based on 120V input voltage. Actual performance may differ as a result of end-user environment and application. This fixture has been tested and listed in accordance with UL Standards. L.A. Lighting certifies that it will operate safely when installed properly, and within an ambient temperature range noted in the system data table.

Additional lumen packages and color temperatures available.



Los Angeles Lighting Mfg. Co.
 Contact Us
 T: 626-454-8300 10141 Olney Street
 F: 626-454-8399 El Monte, CA 91731
 www.lalighting.com Made in the USA



Due to continued product improvements and enhancements, Los Angeles Lighting Manufacturing Company reserves the right to alter specifications, dimensions, data, and/or materials without notice. Please visit our website to view the most current information.

© 2025 LOS ANGELES LIGHTING MANUFACTURING CO. ALL RIGHTS RESERVED

Revised: 04/15/25

