



# ARCHITECTURAL

## MEV110 SERIES



### Evolution Series - Metal Sided Luminaire



- Retail, Commercial Applications
- Welded and Painted After Fabrication
- Stem, Cable, Chain and Surface Mountable
- Broad Lighting Distribution
- Available with:
  - Fluorescent, LED and LED T8 (Internally Driven)
  - Custom Colors
  - 95% Enhanced Specular Aluminum Reflectors
  - Variety of Lenses
  - Tamper Proof Screws / Captive Screws



Photometric Data and IES Files are Available on [www.lalighting.com](http://www.lalighting.com)



**LOS ANGELES LIGHTING MFG. CO.**

10141 OLNEY ST. / EL MONTE, CA 91731

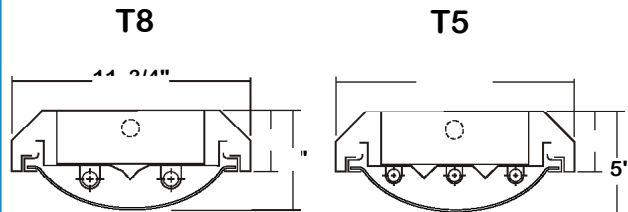
TEL : 626-454-8300 FAX : 626-454-8399

[www.lalighting.com](http://www.lalighting.com)



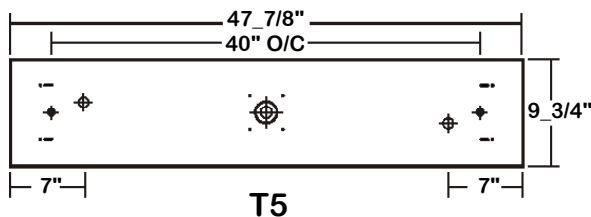
# MEV110 SERIES

## CROSS SECTION

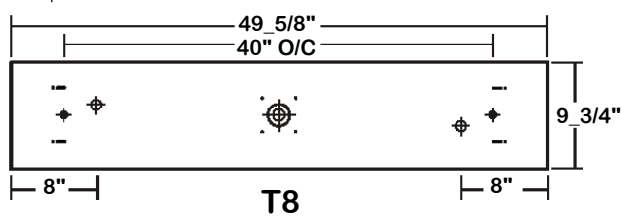


## BACK PLATE

- 3/16" K.O.
- ▬ V-HOOK
- ◆ 11/16" STEM MTG. K.O.
- ⊕ 7/8" OFFSET K.O.
- ⊕ 2" K.O.



T5

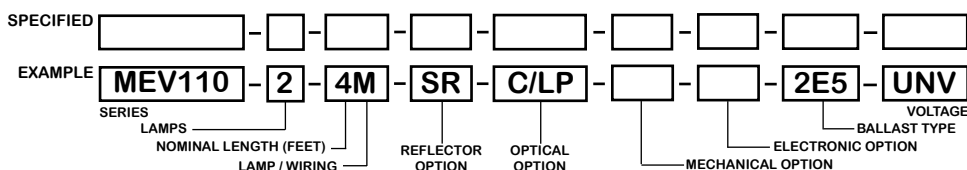


T8

## CATALOG NUMBER

|             | NOMINAL LENGTH | TOTAL LAMPS |             | NOMINAL LENGTH | TOTAL LAMPS |
|-------------|----------------|-------------|-------------|----------------|-------------|
| MEV110-1-4M | 4'             | 1           | MEV110-1-4R | 4'             | 1           |
| MEV110-2-4M | 4'             | 2           | MEV110-2-4R | 4'             | 2           |
| MEV110-3-4M | 4'             | 3           | MEV110-3-4R | 4'             | 3           |
| MEV110-4-4M | 4'             | 4           | MEV110-4-4R | 4'             | 4           |

## ORDERING GUIDE



**NOTE: LAMP/WIRING\*** M= Miniature Bi-Pin T5 R = Medium Bi-Pin T8

## CABLE & CANOPY

**433B**  
**Blank Canopy W/ Cable**  
 Cable Length 24", 48", and 96"  
 Max. Weight 716 Lbs. Per Set.

**444F**  
**Feed-In Canopy W/ Cable & Straight White Cord**  
 Cable Length 24", 48", and 96"  
 Max. Weight 716 Lbs. Per Set.

Note: See Reference Page-6 for detail.

## OPTIONS AND ACCESSORIES

|  |                        |  |                             |   |                                     |
|--|------------------------|--|-----------------------------|---|-------------------------------------|
| <ul style="list-style-type: none"> <li>● REFLECTOR OPTIONS</li> <li>Specular Aluminum Reflector (95%)</li> <li>White Aluminum Reflector (90%)</li> </ul>                             | SUFFIX<br>SR<br>WR     | <ul style="list-style-type: none"> <li>● MECHANICAL OPTIONS</li> <li>Captive Screws</li> <li>Tamper Proof Screws (Hex Socket With Post)</li> </ul>                                 | SUFFIX<br>CS<br>TP          | <ul style="list-style-type: none"> <li>● BALLAST OPTIONS</li> <li>Electronic Ballast T8</li> <li>Electronic Ballast T5</li> <li>Electronic Ballast T5HO</li> </ul>  | SUFFIX<br>E8*<br>E5*<br>E5H*        |
| <ul style="list-style-type: none"> <li>● OPTICAL OPTIONS</li> <li>Curve Contour Lens / Linear Pattern Clear Acrylic</li> <li>Curve Contour Lens / Clear Prismatic Acrylic</li> </ul> | SUFFIX<br>C/LP<br>C/PA | <ul style="list-style-type: none"> <li>● ELECTRICAL OPTIONS</li> <li>Emergency Battery Pack</li> <li>External Line Fusing (HLR/GLR)</li> <li>Radio Interference Filters</li> </ul> | SUFFIX<br>BP*<br>ELF<br>RIF | <ul style="list-style-type: none"> <li>● ACCESSORIES</li> <li>Air Craft Cable &amp; Canopy</li> <li>Stem &amp; Canopy</li> <li>Ceiling Spacer</li> <li>V-Hook For Chain Mtg.</li> <li>Die Cast Hub For 3/4" Pipe</li> </ul> | CAT. NO.<br>*<br>*<br>*<br>*<br>HUB |

\*See Appropriate Reference Page

## SPECIFICATIONS


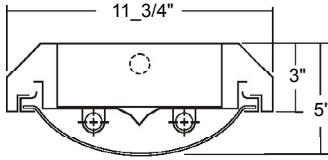
- TYPE: Metal sided luminaire for surface, pendant, or chain mounting.
- CONSTRUCTION: 22 gauge cold rolled steel welded housing. Quarter turn rotary locking lampholders standard. (20 GA. housing available as specified)
- FINISH: Baked white powder coated finish standard, minimum reflectance 90%. (Other color available as specified.)
- REFLECTOR: Enhanced aluminum reflectors, 95% reflectance. High reflectance white aluminum reflector available.
- DOOR FRAME: 20 gauge cold rolled steel door frame. T-hinge, positive spring loaded latch standard. Captive screws and tamper proof screws available.
- OPTICS: Clear acrylic curve contour lens with linear pattern standard, other lens options available.
- WIRING: 120v 60Hz., 277v 60Hz., UNV (universal voltage 120v thru 277v.) or as otherwise specified.
- LABELS: U.L. Listed. Suitable for damp locations.



**PHOTOMETRIC DATA**

**MEV110-2-4M-SR-C/LP-E5**

TEST NO.=LA-T1575  
 LAMP TYPE=F28T5  
 NO. OF LAMP=2  
 LUMENS PER LAMP=2900  
 WATTS PER LAMP=28  
 BALLAST FACTOR=1  
 PHOTOMETRY TYPE=C



**CANDLEPOWER**

| ANGLE | END  | 45   | CROSS |
|-------|------|------|-------|
| 0     | 1414 | 1414 | 1414  |
| 5     | 1465 | 1511 | 1520  |
| 15    | 1464 | 1504 | 1553  |
| 25    | 1385 | 1475 | 1566  |
| 35    | 1220 | 1369 | 1338  |
| 45    | 1020 | 1139 | 1177  |
| 55    | 816  | 946  | 1080  |
| 65    | 533  | 718  | 779   |
| 75    | 278  | 447  | 573   |
| 85    | 109  | 279  | 398   |
| 90    | 27   | 103  | 160   |
| 95    | 17   | 6    | 13    |
| 105   | 17   | 2    | 2     |
| 115   | 8    | 2    | 0     |
| 125   | 1    | 1    | 0     |
| 135   | 0    | 0    | 0     |
| 145   | 0    | 0    | 0     |
| 155   | 0    | 0    | 0     |
| 165   | 0    | 0    | 0     |
| 175   | 0    | 0    | 0     |
| 180   | 0    | 0    | 0     |

**ZONAL LUMEN SUMMARY**

| DEGREES | LUMENS | % LAMP | % FIXTURE |
|---------|--------|--------|-----------|
| 0-30    | 1253   | 21.6   | 23.9      |
| 0-40    | 2084   | 35.9   | 39.8      |
| 0-60    | 3800   | 65.5   | 72.6      |
| 0-90    | 5188   | 89.4   | 99.2      |
| 90-120  | 44     | 0.8    | 0.8       |
| 90-150  | 44     | 0.8    | 0.8       |
| 90-180  | 44     | 0.8    | 0.8       |
| 0-180   | 5232   | 90.2   | 100.0     |

Lumen Output = 5232 lumens  
 Luminaire Efficiency = 90.2%

**SPACING CRITERION**

| ALONG | ACROSS |
|-------|--------|
| 1.34  | 1.44   |

This space is intentionally left blank.

This space is intentionally left blank.

This space is intentionally left blank.

