



STRIP LIGHT

LED

STR 100 (2FT)

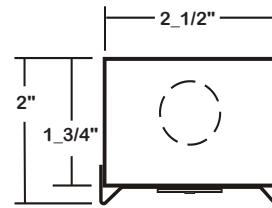
SERIES (4' AND 8' AVAILABLE)
2_1/2" WIDE OPEN STRIP CHANNEL LUMINAIRE

| | |
|------|--|
| DATE | |
| JOB | |

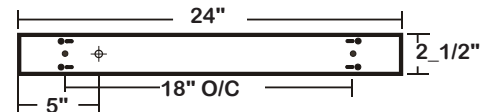
WWW.LALIGHTING.COM
626-454-8300

SURFACE / SUSPENSION MOUNTED LED LUMINAIRE

DIMENSIONS



- 3/16" MTG. HOLE
- ϕ 7/8" K.O.
- V-HOOK



APPLICATIONS

- Warehouse, Commercial, Back Lighting

FEATURES

- End plates may be used as channel couplings for continuous row mounting
- 0-10V dimming driver standard (See *DRIVER OPTIONS* for other dimming types)
- Supports California Title 24 compliance

OPTIONS

- Full customization available upon request
- Additional lumen packages and color temperatures available
- Controls and sensors available (See *SENSOR OPTIONS* for controls and sensors)
- Wireless control options available (See *SENSOR OPTIONS* for wireless controls)
- Emergency battery pack available (See *BATTERY PACK OPTIONS* for battery pack options)
- 24 ga. cold rolled steel reflector available (See *REFLECTOR* for reflector options)
- 14 ga. wire guard available (See *ACCESSORIES* for wire guard options)
- Cable suspension systems available (See *ACCESSORIES* for suspension options)
- Chain mount available
- Plug in wire system available
- Painted after fabrication available
- Tunable white available (2700K-6500K)

SPECIFICATIONS

CONSTRUCTION

- 22 ga. cold rolled steel housing
- End plates fastened to housing by sheet metal screws to assure rigidity

FINISH

- Baked white polyester finish / minimum reflectance 86%

ELECTRICAL

- High efficiency drivers coupled with long-life LEDs
- Service life greater than 50,000 hours (L70)
- Universal voltage 120V through 277V (347V / 480V available)
- Power Factor (PF) \geq 0.9
- Total Harmonic Distortion (THD) \leq 20%

LISTING

- UL USA and Canada listed / suitable for dry locations

WARRANTY

- 5-year limited warranty



Los Angeles Lighting Mfg. Co.
Headquarters
10141 Olney Street
El Monte, CA 91731
Made in the USA

Contact Us
T: 626-454-8300
F: 626-454-8399
www.lalighting.com



Due to continued product improvements and enhancements, Los Angeles Lighting Manufacturing Company reserves the right to alter specifications, dimensions, data, and/or materials without notice. Please visit our website to view the most current information.

MADE IN THE U.S.A.

Revised 04-16-19

WARNING

ORDERING INFORMATION

EXAMPLE: STR100-1-2L-BPL10-DRDM-UNV-1/840

| SERIES | LED LUMEN PACKAGE | EFFICACY | NOMINAL LENGTH | REFLECTOR | MECHANICAL | ELECTRICAL | DRIVER | VOLTAGE | # OF LED ROW | CRI / CCT |
|---|--|---|-----------------|---|---|--|--|--|----------------------|---|
| STR100 | | | 2L | | | | DRDM | UNV | 1 | |
| STR100 2_1/2" Wide Open Strip Channel LED Luminaire | 1 Nom. 1000 Lumens 2 Nom. 2000 Lumens 3 Nom. 3000 Lumens 4 Nom. 4000 Lumens *Additional Lumen Packages Available | (Blank) Standard HE High Efficacy | 2L 2' | RA 3-Bend Asymmetrical RB 90° 1-Bend Asymmetrical RC 45° 1-Bend Asymmetrical RD 2-Bend Asymmetrical 2RC 45° Symmetrical See REFLECTOR for Options | PAF Painted After Fabrication *Leave Blank if Not Specified | BPL10 Emergency Battery Pack, Constant 10W Nom. 1500 lm See BATTERY PACK OPTIONS for Options MSxx Motion Sensor WLC(LED RU) EnOcean Wireless Control See SENSOR OPTIONS for Options *Leave Blank if Not Specified Additional Electrical Options | DRDM 0-10V Dimming Driver See DRIVER OPTIONS for Options | UNV 120V-277V See DRIVER OPTIONS for Options | 1 One LED Row | 830 80+CRI / 3000K Color Temp. 835 80+CRI / 3000K Color Temp. 840 80+CRI / 4000K Color Temp. 850 80+CRI / 5000K Color Temp. *Additional Color Temp. Available |

SYSTEM DATA

THESE ARE THE MOST POPULAR LUMEN PACKAGES. PLEASE CONSULT FACTORY FOR ADDITIONAL SYSTEM DATA.

| LED LUMEN PACKAGE | NORMAL AMBIENT TEMPERATURE PRODUCT CODE | DELIVERED LUMENS | SYSTEM WATTS | LUMINAIRE EFFICACY | AMBIENT TEMP. | FLUORESCENT EQUIVALENT | IES FILES |
|-----------------------|---|------------------|--------------|--------------------|---------------|------------------------|--------------------------|
| 1000 Lumens (Nominal) | STR100-1-2L-DRDM-UNV-1/840 | 1077 lm | 9.3 W | 115.8 lm/W | -20°C / 35°C | 1-F17T8 | LA-T2490 |
| 2000 Lumens (Nominal) | STR100-2-2L-DRDM-UNV-1/840 | 2040 lm | 18.8 W | 108.5 lm/W | -20°C / 35°C | 2-F17T8, 1-F24T5HO | LA-T2491 |

| LED LUMEN PACKAGE | NORMAL AMBIENT TEMPERATURE (HIGH EFFICACY) PRODUCT CODE | DELIVERED LUMENS | SYSTEM WATTS | LUMINAIRE EFFICACY | AMBIENT TEMP. | FLUORESCENT EQUIVALENT | IES FILES |
|-----------------------|---|------------------|--------------|--------------------|---------------|------------------------|-----------|
| 1000 Lumens (Nominal) | STR100-1HE-2L-DRDM-UNV-1/840 | * | * | * | -20°C / 35°C | 1-F17T8 | * |
| 2000 Lumens (Nominal) | STR100-2HE-2L-DRDM-UNV-1/840 | * | * | * | -20°C / 35°C | 2-F17T8, 1-F24T5HO | * |

NOTE:
System data is based on 120V input voltage. Actual performance may differ as a result of end-user environment and application.

This fixture has been tested and listed in accordance with UL Standards. L.A. Lighting certifies that it will operate safely when installed properly, and within an ambient temperature range noted in the system data table.

Additional lumen packages and color temperatures available.

PERFORMANCE DATA

[VIEW PHOTOMETRICS](#)



Los Angeles Lighting Mfg. Co.
Headquarters
10141 Olney Street
El Monte, CA 91731
Made in the USA

Contact Us
T: 626-454-8300
F: 626-454-8399
www.lalighting.com



Due to continued product improvements and enhancements, Los Angeles Lighting Manufacturing Company reserves the right to alter specifications, dimensions, data, and/or materials without notice. Please visit our website to view the most current information.

MADE IN THE U.S.A.

Revised 04-16-19

WARNING

SENSOR OPTIONS**DRY AND DAMP LOCATIONS - HIGH / LOW AISLE MOUNTING APPLICATIONS - END MOUNT****MS - Motion Sensor**

- Turns light ON/OFF based on motion detection
- Fixture mounting height 8-45'
- Universal Voltage (120V-277V)
- 480V available

MSSD - Motion Sensor – Step Dimming

- Step-dims light to desired preset level (based on motion detection)
- Used in conjunction with 0-10V Ballast/Driver
- Fixture mounting height 8-45'
- Universal Voltage (120V-277V)

MSPC - Motion Sensor & Photocell

- Holds lights OFF when sufficient daylight is present regardless of motion detection
- Fixture mounting height 8-45'
- Universal Voltage (120V-277V)

MSPCD(ADC) - Motion Sensor & PhotoCell Dimming (Auto Dim Control)

- Variably dims output to desired preset footcandle level through photocell ON/OFF with motion detection
- Used in conjunction with 0-10V Ballast/Driver
- Fixture mounting height 8-45'
- Universal Voltage (120V-277V)

MSPCD(ANL) - Motion Sensor & Photocell Dimming (Auto Night Light)

- Variably dims output to desired footcandles through photocell
- Low setting when unoccupied (full on with motion)
- For 24 hour use
- Used in conjunction with 0-10V Ballast/Driver
- Fixture mounting height 8-45'
- Universal Voltage (120V-277V)

MSPCDR - Motion Sensor & Photocell Dimming (Setup with Remote Control)

- Field adjustable dimming sensor capabilities:
 - Step Dim (HIGH/LOW output)
 - Auto Dim Control (dim to desired footcandles, ON/OFF with motion)
 - Auto Night Light (dim to desired footcandles, LOW without motion)
- Used in conjunction with 0-10V dimming Ballast /Driver
- Holds lights OFF when sufficient daylight is present regardless of motion detection
- Adjustable ramp up and fade down time
- Fixture mounting height 8-40'
- Universal Voltage (120V-277V)
- Remote setup and adjustment with handheld wireless tool (sold separately)

PCS - Photocell Sensor

- Turns light ON/OFF based on light levels
- Fixture mounting height 8-45'
- Universal Voltage (120V-277V)

PCD - Photocell Dimming

- Dims output to desired footcandles through photocell
- Used in conjunction with 0-10V Ballast/Driver
- Fixture mounting height 8-45'
- Universal Voltage (120V-277V)

**CONTROLS AND SENSORS****WLC(LED RU) - EnOcean® LED Relay Zone Controller**

- Supports a single LED fixture or multiple daisy chained LED fixtures
- Module installed inside lighting fixture

ESRPU-W-EO - EnOcean® Rocker Switch – Single – Surface Mount

- Wireless single rocker switch with mounting plate
- No batteries needed

EDRPU-W-EO - EnOcean® Rocker Switch – Double – Surface Mount

- Wireless double rocker switch with mounting plate
- No batteries needed

S3054-N300 - EnOcean® Navigan NWC 300U – Commissioning Tool

- Navigan Wireless Commissioner is used to configure EnOcean controllers & sensors
- It can be used to define link tables, change parameters/settings, and to edit & store projects
- Configuration settings can be saved and cloned to enable quick configuration
- Connectivity is through the NWC 300U USB Stick

EOSWU-W-EO - EnOcean® Occupancy Sensor – Wall Mount

- Wireless wall mounted occupancy sensor
- Solar powered - no batteries needed (coin battery operated in low light conditions)
- PIR motion sensor with both wide angle (50') and long range (100') options
- Mounting height: 6-8 feet

EOSCU-W-EO - EnOcean® Occupancy Sensor – Ceiling Mount

- Wireless ceiling mounted occupancy sensor
- Solar powered - no batteries needed (coin battery operated in low light conditions)
- PIR motion sensor with 360 degree viewing angle lens (34' diameter)
- Mounting height: 7-10 feet

ELLSU-W-EO - EnOcean® Light Level Sensor – Ceiling Mount

- Light Level sensor that measures and reports the level of available natural light
- Solar powered - no batteries needed (coin battery operated in low light conditions)
- Enables implementation of daylight harvesting control systems
- Mounting position: At the ceiling, close to ambient light source

**Los Angeles Lighting Mfg. Co.**

Headquarters
10141 Olney Street
El Monte, CA 91731
Made in the USA

Contact Us
T: 626-454-8300
F: 626-454-8399
www.lalighting.com



Due to continued product improvements and enhancements, Los Angeles Lighting Manufacturing Company reserves the right to alter specifications, dimensions, data, and/or materials without notice. Please visit our website to view the most current information.

MADE IN THE U.S.A.

Revised 04-16-19

WARNING

DRIVER OPTIONS

PLEASE CONSULT FACTORY TO SEE IF YOUR SELECTED DRIVER OPTION WORKS WITH THIS FIXTURE.

DRDM - UNV

* Normal Stock Item

VOLTAGE

- 120V 120 Volt
- 277V 277 Volt
- UNV* Universal 120-277 Volt
- 347V 347 Volt
- 480V 480 Volt

DRIVER TYPE

- DRDM* 0-10V Dimming Driver
- DRDM1 0-10V Dimming Driver, 1% Dimming
- DRDM2C 2-Channel 0-10V Dimming Driver (for Color Tunable White)
- DR2W 2-Wire Phase Dimming Driver
- DRDA Digital Addressable DALI Dimming Driver
- DRDA2C Digital Addressable DALI Type8 2-Channel Driver (for Color Tunable White)
- DRDA2.0 Digital Addressable DALI 2.0 Dimming Driver
- DRDA2.02C Digital Addressable DALI 2.0 Type8 2-Channel Driver (for Color Tunable White)
- DRSD Step Dimming Driver
- DR(LTEA2W) Lutron® 2-Wire 1% Dimming Driver (120V Forward Phase only)
- DR(LDE1) Lutron® EcoSystem 1% Soft-On, Fade-to-Black™ Dimming Driver
- DR(LDE5) Lutron® EcoSystem 5% Dimming Driver
- DR(PEQ0) Lutron® EcoSystem 0.1% Soft-On, Fade-to-Black Dimming Driver
- DR(PSQ0) Lutron® T-Series Digital 1% Dimming 2-Channel Driver (for Color Tunable White)

OF DRIVERS SPECIFIED

- (Blank) Not Specified
- # Number of Drivers Specified per Lighting Fixture

BATTERY PACK OPTIONS

PLEASE CONSULT FACTORY TO SEE IF YOUR SELECTED BATTERY PACK OPTION WORKS WITH THIS FIXTURE.

BPL

OUTPUT WATTAGE

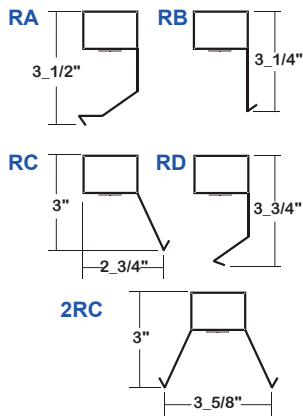
- 5 Constant 5W, Nominal 750 Lumens
- 10 Constant 10W, Nominal 1500 Lumens*
- 15 Constant 15W, Nominal 2250 Lumens
- 20 Constant 20W, Nominal 3000 Lumens

*Note: 10W standard when wattage is not specified

TYPE

- (Blank) Normal Ambient Temp. / Standard Operation
- C Cold Environment
- F With Flex for Remote Mounting
- SL Slim Casing
- ST Self Test / Diagnostic

REFLECTOR



RA

STYLE

- RA 3-bend asymmetrical reflector
- RB 90° 1-bend asymmetrical reflector
- RC 45° 1-bend asymmetrical reflector
- RD 2-bend asymmetrical reflector
- 2RC 45° symmetrical reflector

ACCESSORIES

WG14-STR100

- 14 Ga. Wire Guard
- Chrome epoxy powder coated finish

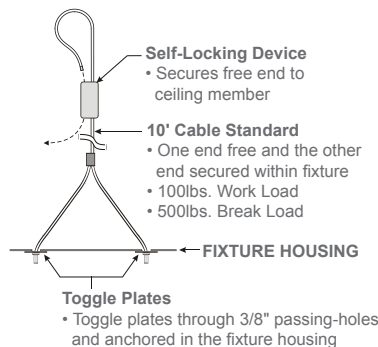
V4

- 4" Leg Height V-Hook
- Two (2) per fixture



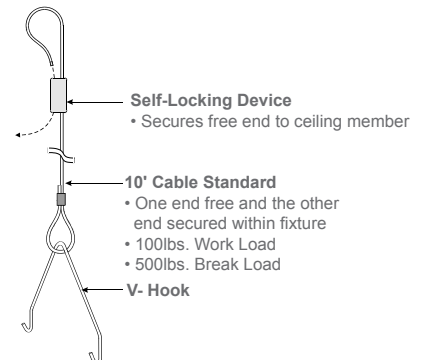
YTCS10

- Y-Toggle-End / Cable Suspension System



V4CS10

- V-Hook / Cable Suspension System
- Cable set with V4 hooks



Los Angeles Lighting Mfg. Co.
 Headquarters
 10141 Olney Street
 El Monte, CA 91731
 Made in the USA

Contact Us
 T: 626-454-8300
 F: 626-454-8399
 www.lalighting.com



Due to continued product improvements and enhancements, Los Angeles Lighting Manufacturing Company reserves the right to alter specifications, dimensions, data, and/or materials without notice. Please visit our website to view the most current information.

MADE IN THE U.S.A.

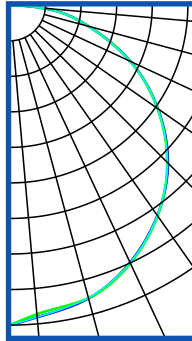
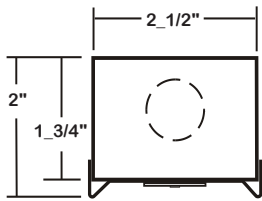
Revised 04-16-19

WARNING

PHOTOMETRIC DATA - STR100_2FT

STR100-1-2L-DRDM-UNV-1/840

TEST NO.=LA-T2490
 LED TYPE= 24 LED MODULE
 NO. OF MODULE=1
 SYSTEM WATT (W)=9.3
 CRI=>80
 L70(Hrs.)=50,000
 PHOTOMETRY TYPE=C



CANDLEPOWER

| ANGLE | END | 45 | CROSS |
|-------|-----|-----|-------|
| 0 | 348 | 348 | 348 |
| 5 | 341 | 337 | 341 |
| 15 | 330 | 330 | 329 |
| 25 | 309 | 310 | 309 |
| 35 | 279 | 280 | 279 |
| 45 | 243 | 242 | 242 |
| 55 | 196 | 196 | 196 |
| 65 | 145 | 144 | 144 |
| 75 | 89 | 89 | 88 |
| 85 | 37 | 37 | 37 |
| 90 | 4 | 4 | 4 |
| 95 | 0 | 0 | 0 |
| 105 | 0 | 0 | 0 |
| 115 | 0 | 0 | 0 |
| 125 | 0 | 0 | 0 |
| 135 | 0 | 0 | 0 |
| 145 | 0 | 0 | 0 |
| 155 | 0 | 0 | 0 |
| 165 | 0 | 0 | 0 |
| 175 | 0 | 0 | 0 |
| 180 | 0 | 0 | 0 |

ZONAL LUMEN SUMMARY

| DEGREES | LUMENS | % LAMP | % FIXTURE |
|---------|--------|--------|-----------|
| 0-30 | 269 | 25.0 | 25.0 |
| 0-40 | 445 | 41.3 | 41.3 |
| 0-60 | 808 | 75.0 | 75.0 |
| 0-90 | 1076 | 99.9 | 99.9 |
| 90-120 | 1 | 0.1 | 0.1 |
| 90-150 | 1 | 0.1 | 0.1 |
| 90-180 | 1 | 0.1 | 0.1 |
| 0-180 | 1077 | 100.0 | 100.0 |

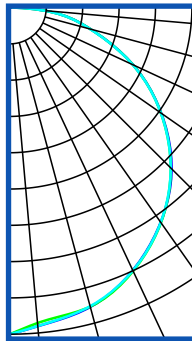
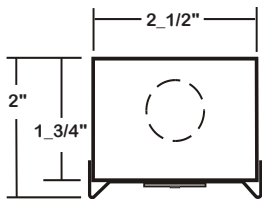
Luminaire Output= 1077 lumens
 Luminaire Efficiency = 100%

SPACING CRITERION

| ALONG | ACROSS |
|-------|--------|
| 1.25 | 1.25 |

STR100-2-2L-DRDM-UNV-1/840

TEST NO.=LA-T2491
 LED TYPE= 32 LED MODULE
 NO. OF MODULE=1
 SYSTEM WATT (W)=18.8
 CRI=>80
 L70(Hrs.)=50,000
 PHOTOMETRY TYPE=C



CANDLEPOWER

| ANGLE | END | 45 | CROSS |
|-------|-----|-----|-------|
| 0 | 659 | 659 | 659 |
| 5 | 645 | 639 | 645 |
| 15 | 625 | 625 | 624 |
| 25 | 585 | 587 | 586 |
| 35 | 529 | 530 | 529 |
| 45 | 460 | 458 | 458 |
| 55 | 372 | 371 | 371 |
| 65 | 274 | 273 | 273 |
| 75 | 168 | 168 | 167 |
| 85 | 71 | 70 | 70 |
| 90 | 7 | 7 | 7 |
| 95 | 0 | 0 | 0 |
| 105 | 0 | 0 | 0 |
| 115 | 0 | 0 | 0 |
| 125 | 0 | 0 | 0 |
| 135 | 0 | 0 | 0 |
| 145 | 0 | 0 | 0 |
| 155 | 0 | 0 | 0 |
| 165 | 0 | 0 | 0 |
| 175 | 0 | 0 | 0 |
| 180 | 0 | 0 | 0 |

ZONAL LUMEN SUMMARY

| DEGREES | LUMENS | % LAMP | % FIXTURE |
|---------|--------|--------|-----------|
| 0-30 | 510 | 25.0 | 25.0 |
| 0-40 | 842 | 41.3 | 41.3 |
| 0-60 | 1530 | 75.0 | 75.0 |
| 0-90 | 2038 | 99.9 | 99.9 |
| 90-120 | 2 | 0.1 | 0.1 |
| 90-150 | 2 | 0.1 | 0.1 |
| 90-180 | 2 | 0.1 | 0.1 |
| 0-180 | 2040 | 100.0 | 100.0 |

Luminaire Output= 2040 lumens
 Luminaire Efficiency = 100.0%

SPACING CRITERION

| ALONG | ACROSS |
|-------|--------|
| 1.25 | 1.25 |

