



SURFACE MOUNT

MHL340 (4X4) SERIES

HINGE AND LATCH DOOR FRAME LUMINAIRE

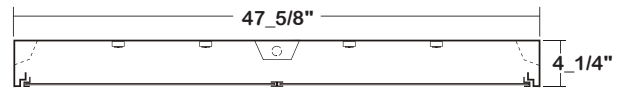
LED

DATE	
JOB	

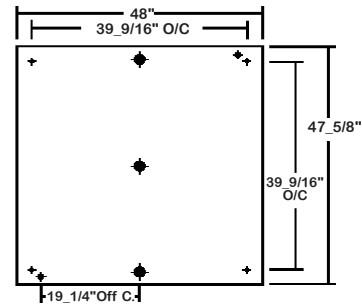
WWW.LALIGHTING.COM
626-454-8300

SURFACE / SUSPENSION MOUNTED LED LUMINAIRE

DIMENSIONS



- 3/8" K.O. ◆ 11/16" CABLE MTG. K.O. ⊕ 7/8" OFFSET K.O. ⊕ 2" K.O.



APPLICATIONS

- Commercial, Classroom

FEATURES

- 0-10V dimming driver standard (See *DRIVER OPTIONS* for other dimming types)
- Supports California Title 24 compliance

OPTIONS

- Full customization available upon request
- Additional lumen packages and color temperatures available
- Wireless control options available (See *SENSOR OPTIONS* for wireless controls)
- Variety of lenses available (See *OPTICAL OPTIONS* for lenses)
- Custom colors available (See *CUSTOM COLORS* For standard and custom options)
- Emergency battery pack available (See *BATTERY PACK OPTIONS* for battery pack options)
- Tamper proof screws available
- Cable suspension systems available (See *ACCESSORIES* for details)
- Tunable white available (2700K-6500K)

SPECIFICATIONS

CONSTRUCTION

- 22 ga. cold rolled steel welded housing
- 20 ga. cold rolled steel door frame (extruded aluminum in various finishes available) secured by T-hinges and positive spring loaded latches
- One way polyurethane gasket (See *GASKET* for gasket options)

FINISH

- Baked white powder coated finish / painted after fabrication / minimum reflectance 90%

OPTICAL

- Clear prismatic acrylic lens
- Lenses supplied two-piece unless otherwise specified
- For a one piece PA lens, specify PA8

ELECTRICAL

- High efficiency drivers coupled with long-life LEDs
- Service life greater than 50,000 hours (L70)
- Universal voltage 120V through 277V (347V / 480V available)
- Power Factor (PF) ≥ 0.9
- Total Harmonic Distortion (THD) ≤ 20%

LISTING

- UL USA and Canada listed / suitable for damp locations

WARRANTY

- 5-year limited warranty



Los Angeles Lighting Mfg. Co.
Headquarters
10141 Olney Street
El Monte, CA 91731
Made in the USA

Contact Us
T: 626-454-8300
F: 626-454-8399
www.lalighting.com



Due to continued product improvements and enhancements, Los Angeles Lighting Manufacturing Company reserves the right to alter specifications, dimensions, data, and/or materials without notice. Please visit our website to view the most current information.

MADE IN THE U.S.A.

Revised 08-19-19

WARNING

ORDERING INFORMATION

EXAMPLE: MHL340-4-4L-FSW-PA-TP-BPL1.5-DRDM-UNV-4/840

SERIES	LED LUMEN PACKAGE	EFFICACY	NOMINAL LENGTH	DOOR FRAME	OPTICAL	MECHANICAL	ELECTRICAL	DRIVER	VOLTAGE	# OF LED ROW	CRI / CCT
MHL340			4L					DRDM	UNV	4	
MHL340 Hinge and Latch Door Frame LED Luminaire	8 Nom. 8000 Lumens 12 Nom. 12000 Lumens 16 Nom. 16000 Lumens 24 Nom. 24000 Lumens *Additional Lumen Packages Available	(Blank) Standard HE High Efficacy	4L 4X4	FSW Flat Steel White Enamel See <u>DOOR FRAME for Options</u>	PA Clear Prismatic Acrylic PA2 Clear Prismatic Acrylic 0.125 PA8 Clear Prismatic Acrylic 0.187 (1-Piece) FPA2 Frosted Prismatic Acrylic 0.125 FFA Frosted Flat Acrylic See <u>OPTICAL OPTIONS for Options</u>	TP Tamper Proof Screws (Hex Socket with Post) GSKNx Neoprene Gasket See <u>GASKET for Options</u> *Leave Blank if Not Specified <u>Additional Mechanical Options</u>	BPL1.5 Emergency Battery Pack, Nom. 1500 lm See <u>BATTERY PACK OPTIONS for Options</u> WLC(LED RU) EnOcean Wireless Control See <u>SENSOR OPTIONS for Options</u> *Leave Blank if Not Specified <u>Additional Electrical Options</u>	DRDM 0-10V Dimming Driver See <u>DRIVER OPTIONS for Options</u>	UNV 120V-277V See <u>DRIVER OPTIONS for Options</u>	4 Four LED Rows	830 80+CRI / 3000K Color Temp. 835 80+CRI / 3500K Color Temp. 840 80+CRI / 4000K Color Temp. 850 80+CRI / 5000K Color Temp. *Additional Color Temp. Available

SYSTEM DATA

THESE ARE THE MOST POPULAR LUMEN PACKAGES. PLEASE CONSULT FACTORY FOR ADDITIONAL SYSTEM DATA.

LED LUMEN PACKAGE	NORMAL AMBIENT TEMPERATURE PRODUCT CODE	DELIVERED LUMENS	SYSTEM WATTS	LUMINAIRE EFFICACY	AMBIENT TEMP.	FLUORESCENT EQUIVALENT	IES FILES
8000 Lumens (Nominal)	MHL340-8-4L-FSW-PA-DRDM-UNV-4/840	6499 lm	55.4 W	117.3 lm/W	-20°C / 35°C	4-F32T8, 2-F54T5HO	LA-T3490
12000 Lumens (Nominal)	MHL340-12-4L-FSW-PA-DRDM-UNV-4/840	9550 lm	85.5 W	111.7 lm/W	-20°C / 35°C	6-F32T8, 3-F54T5HO	*
16000 Lumens (Nominal)	MHL340-16-4L-FSW-PA-DRDM-UNV-4/840	12725 lm	119.9 W	106.1 lm/W	-20°C / 35°C	8-F32T8	*
24000 Lumens (Nominal)	MHL340-24-4L-FSW-PA-DRDM-UNV-4/840	19288 lm	202.2 W	95.4 lm/W	-20°C / 35°C	12-F32T8	*

LED LUMEN PACKAGE	NORMAL AMBIENT TEMPERATURE (HIGH EFFICACY) PRODUCT CODE	DELIVERED LUMENS	SYSTEM WATTS	LUMINAIRE EFFICACY	AMBIENT TEMP.	FLUORESCENT EQUIVALENT	IES FILES
8000 Lumens (Nominal)	MHL340-8HE-4L-FSW-PA-DRDM-UNV-4/840	6376 lm	43.5 W	146.6 lm/W	-20°C / 35°C	4-F32T8, 2-F54T5HO	*
12000 Lumens (Nominal)	MHL340-12HE-4L-FSW-PA-DRDM-UNV-4/840	9538 lm	66.3 W	143.8 lm/W	-20°C / 35°C	6-F32T8, 3-F54T5HO	*
16000 Lumens (Nominal)	MHL340-16HE-4L-FSW-PA-DRDM-UNV-4/840	12598 lm	89.6 W	140.6 lm/W	-20°C / 35°C	8-F32T8	*
24000 Lumens (Nominal)	MHL340-24HE-4L-FSW-PA-DRDM-UNV-4/840	19032 lm	142.2 W	133.9 lm/W	-20°C / 35°C	12-F32T8	*

NOTE:
System data is based on 120V input voltage. Actual performance may differ as a result of end-user environment and application.

This fixture has been tested and listed in accordance with UL Standards. L.A. Lighting certifies that it will operate safely when installed properly, and within an ambient temperature range noted in the system data table.

Additional lumen packages and color temperatures available.

PERFORMANCE DATA

VIEW PHOTOMETRICS



Los Angeles Lighting Mfg. Co.
Headquarters
10141 Olney Street
El Monte, CA 91731
Made in the USA

Contact Us
T: 626-454-8300
F: 626-454-8399
www.lalighting.com



Due to continued product improvements and enhancements, Los Angeles Lighting Manufacturing Company reserves the right to alter specifications, dimensions, data, and/or materials without notice. Please visit our website to view the most current information.

MADE IN THE U.S.A.

Revised 08-19-19
WARNING

SENSOR OPTIONS



CONTROLS AND SENSORS

WLC(LED RU) - EnOcean® LED Relay Zone Controller

- Supports a single LED fixture or multiple daisy chained LED fixtures
- Module installed inside lighting fixture

ESRPU-W-EO - EnOcean® Rocker Switch – Single – Surface Mount

- Wireless single rocker switch with mounting plate
- No batteries needed

EDRPU-W-EO - EnOcean® Rocker Switch – Double – Surface Mount

- Wireless double rocker switch with mounting plate
- No batteries needed

S3054-N300 - EnOcean® Navigan NWC 300U – Commissioning Tool

- Navigan Wireless Commissioner is used to configure EnOcean controllers & sensors
- It can be used to define link tables, change parameters/settings, and to edit & store projects
- Configuration settings can be saved and cloned to enable quick configuration
- Connectivity is through the NWC 300U USB Stick

EOSWU-W-EO - EnOcean® Occupancy Sensor – Wall Mount

- Wireless wall mounted occupancy sensor
- Solar powered - no batteries needed (coin battery operated in low light conditions)
- PIR motion sensor with both wide angle (50') and long range (100') options
- Mounting height: 6-8 feet

EOSCU-W-EO - EnOcean® Occupancy Sensor – Ceiling Mount

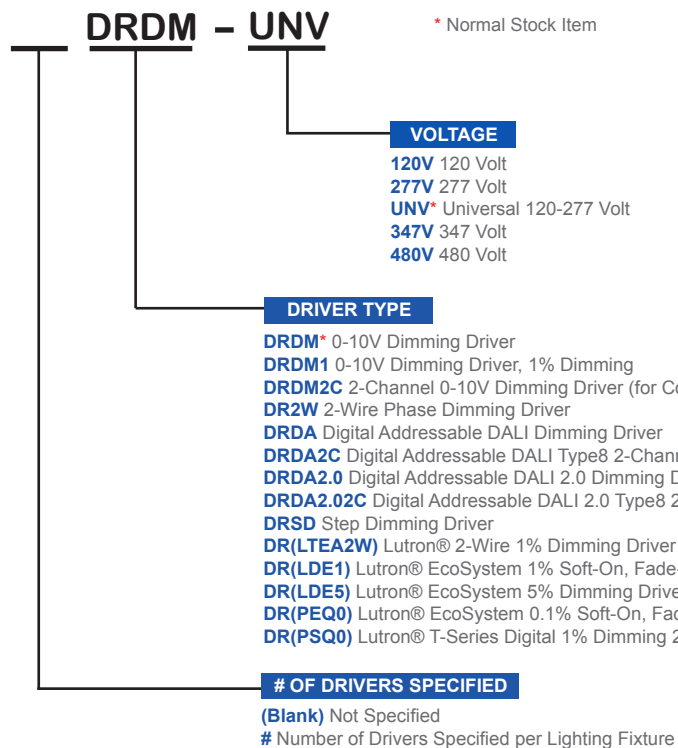
- Wireless ceiling mounted occupancy sensor
- Solar powered - no batteries needed (coin battery operated in low light conditions)
- PIR motion sensor with 360 degree viewing angle lens (34' diameter)
- Mounting height: 7-10 feet

ELLSU-W-EO - EnOcean® Light Level Sensor – Ceiling Mount

- Light Level sensor that measures and reports the level of available natural light
- Solar powered - no batteries needed (coin battery operated in low light conditions)
- Enables implementation of daylight harvesting control systems
- Mounting position: At the ceiling, close to ambient light source

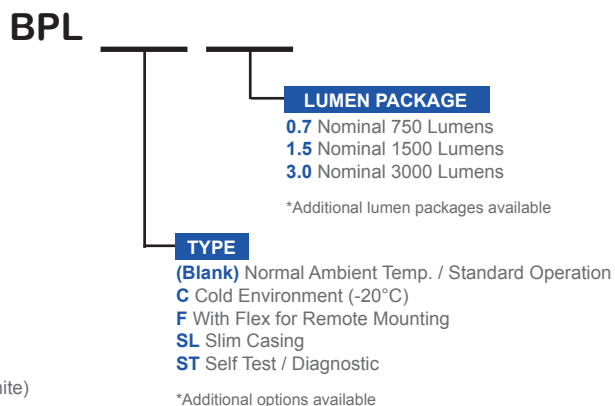
DRIVER OPTIONS

PLEASE CONSULT FACTORY TO SEE IF YOUR SELECTED DRIVER OPTION WORKS WITH THIS FIXTURE.



BATTERY PACK OPTIONS

PLEASE CONSULT FACTORY TO SEE IF YOUR SELECTED BATTERY PACK OPTION WORKS WITH THIS FIXTURE.



Los Angeles Lighting Mfg. Co.
 Headquarters
 10141 Olney Street
 El Monte, CA 91731
 Made in the USA

Contact Us
 T: 626-454-8300
 F: 626-454-8399
 www.lalighting.com



Due to continued product improvements and enhancements, Los Angeles Lighting Manufacturing Company reserves the right to alter specifications, dimensions, data, and/or materials without notice. Please visit our website to view the most current information.

MADE IN THE U.S.A.

Revised 08-19-19

WARNING

OPTICAL OPTIONS

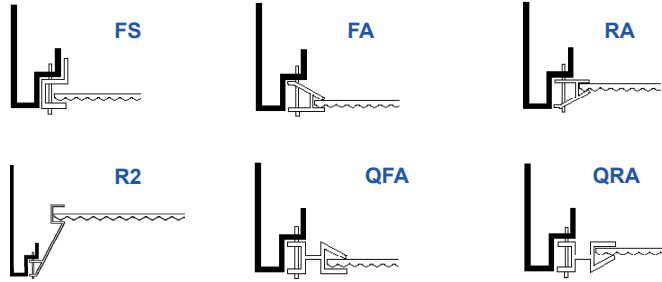
STANDARD LENSES FOR MHL340

PA	Clear Prismatic Acrylic, No Thickness Specified, Female Prisms 3/16 Square Base
PA2	Clear Prismatic Acrylic, Nom. 0.125 OA Thickness, No Thickness Specified, Female Prisms 3/16 Square Base
PA8	Clear Prismatic Acrylic, Nom. 0.187 OA Thickness, Female Prisms 3/16 Square Base (1-Piece Lens)
FPA2	Frosted Prismatic Acrylic, Nom. 0.125 OA Thickness, Female Prisms 3/16 Square Base
FFA	Flat Frosted Acrylic

[CLICK HERE FOR FULL OPTICAL OPTIONS LIST](#)

DOOR FRAME

CROSS SECTION



FS **W**

FINISHES
W White Enamel
B Black Enamel
N Natural Anodized Aluminum
 (Only FA / RA / R2 / QFA / QRA styles)

STYLES
FS Flat Steel
FA Flat Extruded Aluminum
RA 5/8" Regressed Extruded Aluminum
R2 2" Regressed Extruded Aluminum
QFA Flat Extruded Aluminum-Black Reveal
QRA 1/2" Regressed Extruded Aluminum-Black Reveal

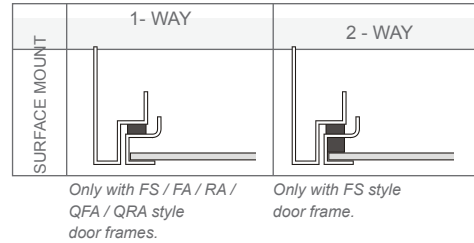
GASKET

GSK N 1

GASKET

MATERIAL TYPE
N Neoprene
 Leave Blank for Polyurethane

LOCATION
1 One-Way
2 Two-Way



ACCESSORIES

CANOPY / CABLE SUSPENSION SYSTEM

- Self-locking, one-step adjustable suspension device with canopies
- Provides a full circumferential 360° swivel action

433B

- Blank canopy with cable
- No power cord
- Cable length 48" and 96"
- Max. weight 196 lbs. per set

433B - 48 W

COLOR
W White Standard
B Black

CABLE LENGTH
 48" and 96" Standard
 (other lengths as specified)

444F

- Feed-in canopy with straight cord
- Includes power cord
- Cable length 48" and 96"
- Max. weight 196 lbs. per set

444F-48SW-2C

OF CIRCUIT
2C Two Circuits
LV 0-10V Dimming
 Leave blank for one circuit

COLOR
W White Standard
B Black

CORD TYPE
S Straight Cord

CABLE LENGTH
 48" and 96" Standard
 (other lengths as specified)

CUSTOM COLORS

BLK - Matte Black **CS - Camaro Silver** **BZ - Statuary Bronze**

Variety of *RAL* colors & *Axalta/DuPont* colors available upon request.



Los Angeles Lighting Mfg. Co.
 Headquarters
 10141 Olney Street
 El Monte, CA 91731
 Made in the USA

Contact Us
 T: 626-454-8300
 F: 626-454-8399
 www.lalighting.com



Due to continued product improvements and enhancements, Los Angeles Lighting Manufacturing Company reserves the right to alter specifications, dimensions, data, and/or materials without notice. Please visit our website to view the most current information.

MADE IN THE U.S.A.

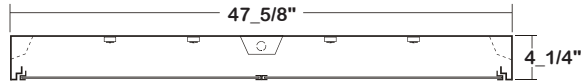
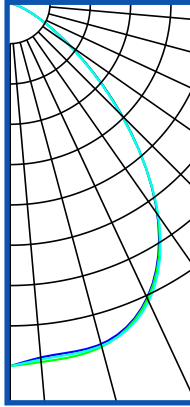
Revised 08-19-19

WARNING

PHOTOMETRIC DATA - MHL340 SERIES

MHL340-8-4L-FSW-PA-DRDM-UNV-4/840

TEST NO.=LA-T3490
 LED TYPE= 48 LED MODULE
 NO. OF MODULE=8
 SYSTEM WATT (W)=55.4
 CRI ≥ 80
 L70(Hrs.) ≥ 50,000
 PHOTOMETRY TYPE=C



CANDLEPOWER

ANGLE	END	45	CROSS
0	3516	3516	3516
5	3445	3489	3464
15	3419	3446	3436
25	3149	3161	3188
35	2494	2504	2512
45	1542	1531	1530
55	709	704	694
65	258	256	257
75	73	71	73
85	10	9	10
90	0	0	0
95	0	0	0
105	0	0	0
115	0	0	0
125	0	0	0
135	0	0	0
145	0	0	0
155	0	0	0
165	0	0	0
175	0	0	0
180	0	0	0

ZONAL LUMEN SUMMARY

DEGREES	LUMENS	% LAMP	% FIXTURE
0-30	2771	34	43
0-40	4343	53	67
0-60	6162	75	95
0-90	6500	79	100
90-120	0	0	0
90-150	0	0	0
90-180	0	0	0
0-180	6500	79	100

Luminaire Output= 6500.4 lumens
 Luminaire Efficacy = 117.3 lm/W
 Luminaire Efficiency = 78.75%%

SPACING CRITERION

ALONG	ACROSS

