

# RECESSED

## FDH430/440 SERIES



- 3x3/4x4, 6" Depth / Trim Flange Recessed Mounted Luminaire
- One Piece Welded Trim Flange Painted After Fabrication
- 2" Deep Regressed Extruded Aluminum Door Frame
- T-Hinge and Spring Loaded Latch
- Available with:

Extensive Variety of Lenses  
Emergency Battery Pack



**LOS ANGELES LIGHTING MFG. CO.**


10141 OLNEY ST. / EL MONTE, CA 91731

<http://www.lalighting.com>

**TEL : 626-454-8300 FAX : 626-454-8399**

### FDH440-6-4R-PA-E8

TEST NO.=LA-T0579-1  
LAMP TYPE=FO32/31K  
NO. OF LAMP=6  
LUMENS PER LAMP=2900  
WATTS PER LAMP=32  
BALLAST FACTOR=1  
PHOTOMETRY TYPE=C



### CANDLEPOWER

Angle	End	45	Cross
0	5145	5145	5145
5	4766	4674	4643
15	4233	4396	4424
25	3861	4041	4219
35	3347	3607	3815
45	2643	2997	3203
55	1893	2181	2336
65	1071	1193	1270
75	504	551	596
85	123	137	128
90	4	3	3
95	0	0	0
105	0	0	0
115	0	0	0
125	0	0	0
135	0	0	0
145	0	0	0
155	0	0	0
165	0	0	0
175	0	0	0
180	0	0	0

### ZONAL LUMEN SUMMARY

DEGREES	LUMENS	% LAMP	% FIXTURE
0-30	3557	20.4	29.9
0-40	5815	33.4	48.9
0-60	10035	57.7	84.3
0-90	11898	68.4	100.0
90-120	1	0.0	0.0
90-150	1	0.0	0.0
90-180	1	0.0	0.0
0-180	11899	68.4	100.0

Luminaire Efficiency = 68.4%

### SPACING CRITERION

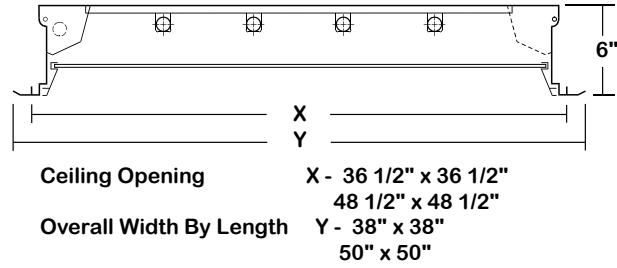
ALONG	ACROSS
1.05	1.16

**RECESSED**

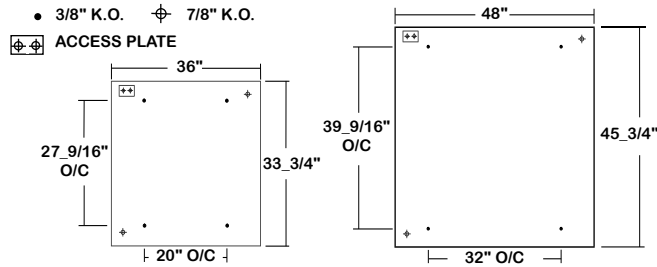


**FDH430/440 SERIES**

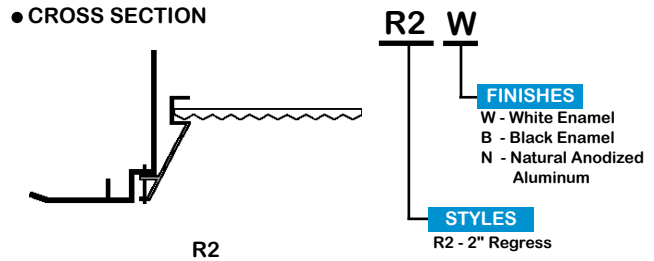
**CROSS SECTION**



**BACK PLATE**



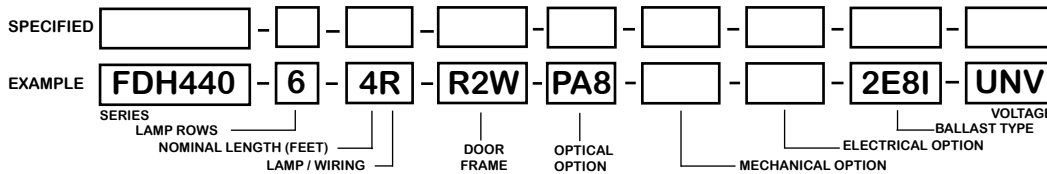
**DOOR FRAME INFORMATION**



**CATALOG NUMBER**

	NOMINAL WIDTH X LENGTH	TOTAL LAMPS		NOMINAL WIDTH X LENGTH	TOTAL LAMPS
FDH430-4-3M	3' X 3'	4	FDH430-4-3R	3' X 3'	4
FDH430-6-3M	3' X 3'	6	FDH430-6-3R	3' X 3'	6
FDH440-4-4M	4' X 4'	4	FDH440-4-4R	4' X 4'	4
FDH440-6-4M	4' X 4'	6	FDH440-6-4R	4' X 4'	6
FDH440-8-4M	4' X 4'	8	FDH440-8-4R	4' X 4'	8

**ORDERING GUIDE**



NOTE: LAMP/WIRING\* M=Miniature Bi-Pin T5 R=Medium Bi-Pin T8

**OPTIONS AND ACCESSORIES**

<p>● <b>OPTICAL OPTIONS</b></p> <p>Clear Prismatic Acrylic .187 SUFFIX PA8 Clear Acrylic SUFFIX CA Clear Prismatic Acrylic SUFFIX PA Flat White Acrylic SUFFIX FWA Polycarbonate Lenses SUFFIX * High Impact Acrylic SUFFIX * Note: Other lens available upon request</p>	<p>● <b>MECHANICAL OPTIONS</b></p> <p>Gasketing SUFFIX <b>GSK*</b></p>	<p>● <b>ELECTRICAL OPTIONS</b></p> <p>Emergency Battery Pack SUFFIX BP* External Line Fusing (HLR/GLR) SUFFIX ELF</p>	<p>● <b>BALLAST OPTIONS*</b></p> <p>Electronic T5 SUFFIX xE5 Electronic T5HO SUFFIX xE5H Electronic T8 Instant Start SUFFIX xE8I Electronic T8 Rapid Start SUFFIX xE8R Electronic T8HO SUFFIX xE8H x = Number of Lamps per Ballast</p>	<p><b>ACCESSORIES</b></p> <p>Hanger Yokes (3X3) CAT. NO. HS-36 1/2 Hanger Yokes (4X4) HS-48 1/2 Swing Out Jack SOJ</p>
---	--	---	--	--

\*Refer to [www.lalighting.com/resources](http://www.lalighting.com/resources) for more information

**SPECIFICATIONS**

- **TYPE** Recessed mounted flanged luminaire available in various lengths and widths.
- **CONSTRUCTION** 22 ga. cold rolled steel housing. (20 ga. housing available as specified)
- **FINISH** Baked white polyester finish, minimum reflectance 86%. (Powder coated finish available.)
- **DOOR FRAME** Heavy wall 2" deep aluminum extrusion. T-hinge, positive spring loaded latch. Two gussets installed in each corner for maximum strength and true miter alignment.
- **OPTICS** Clear prismatic acrylic standard. All 4x4 fixtures are supplied with one-piece pattern 12, .187 clear acrylic lenses standard. Extensive variety of lenses, diffusers and louvers available.
- **WIRING** 120v 60Hz., 277v 60Hz., UNV (universal voltage 120v thru 277v.) or as otherwise specified.
- **LABELS** U.L. Listed. Compatible with UL Fire-Rated Ceiling Assemblies.

