



ARCHITECTURAL

FEV110 SERIES



Evolution Series - Recessed Trim



- Retail, Commercial, Office Applications
- 1,2, 3 or 4 Lamps 28WT5 / 54WT5HO
- Trim Flanged Luminaire
- Broad Lighting Distribution
- Flange Painted After Fabrication
- 95% Enhanced Specular Aluminum Reflector
- Available with:
 - 90% White Aluminum Reflector
 - Variety of Lenses
 - Tamper Proof Screws / Captive Screws
 - Emergency Battery Pack



Photometric Data and IES Files are Available on www.lalighting.com



LOS ANGELES LIGHTING MFG. CO.

10141 OLNEY ST. / EL MONTE, CA 91731

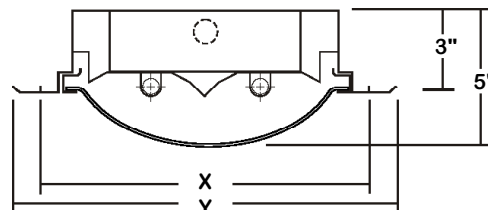
TEL : 626-454-8300 FAX : 626-454-8399

www.lalighting.com



FEV110 SERIES

CROSS SECTION



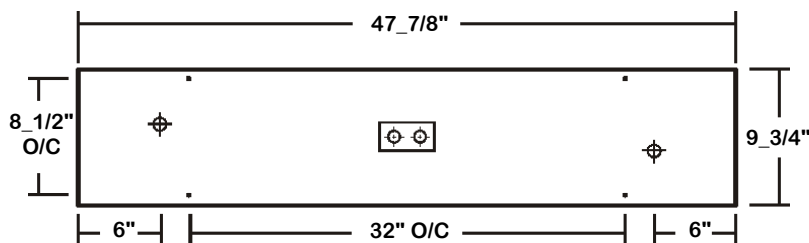
Ceiling Opening X - 12 1/2" x 48 1/4"
 Overall Width By Length Y - 14" x 50 1/4"

BACK PLATE

⊕ ⊕ ACCESS PLATE

⊕ 7/8" OFFSET K.O.

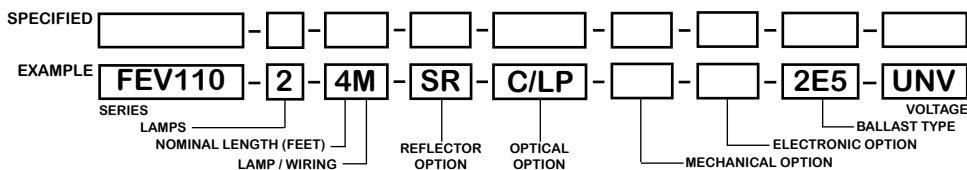
• 3/8" K.O.



CATALOG NUMBER

	NOMINAL LENGTH	TOTAL LAMPS
FEV110-1-4M	4'	1
FEV110-2-4M	4'	2
FEV110-3-4M	4'	3
FEV110-4-4M	4'	4

ORDERING GUIDE



NOTE: LAMP/WIRING* M= Miniature Bi-Pin T5

OPTIONS AND ACCESSORIES

REFLECTOR OPTIONS

- Specular Aluminum Reflector (95%)
- White Aluminum Reflector (90%)

SUFFIX
SR
WR

MECHANICAL OPTIONS

- Captive Screws
- Tamper Proof Screws (Hex Socket With Post)

SUFFIX
CS
TP

BALLAST OPTIONS

- Electronic Ballast T5
- Electronic Ballast T5HO

SUFFIX
E5*
E5H*

OPTICAL OPTIONS

- Curve Contour Lens / Linear Pattern Clear Acrylic
- Curve Contour Lens / Clear Prismatic Acrylic

SUFFIX
C/LP
C/PA

ELECTRICAL OPTIONS

- Emergency Battery Pack
- External Line Fusing (HLR/GLR)
- Radio Interference Filters

SUFFIX
BP*
ELF
RIF

ACCESSORIES

- Hanger Yokes
- Swing Out Jack

CAT. NO.
HS-12_1/2"
SOJ

*See Appropriate Reference Page

SPECIFICATIONS

TYPE

Recessed trim flanged luminaire. Closed box installation is not recommended for 3-lamp or 4-lamp T5HO fixtures, open space above ceiling level is required.

CONSTRUCTION

22 gauge cold rolled steel housing with louvered vents on each side for heat removal. Quarter turn rotary locking lampholders standard. (20 GA. housing available as specified)

FINISH

Baked white polyester finish, minimum reflectance 86%.

REFLECTOR

Enhanced aluminum reflectors, 95% reflectance. High reflectance white aluminum reflector available.

DOOR FRAME

20 gauge cold rolled steel door frame. T-hinge, positive spring loaded latch. Captive screws and tamper proof screws available.

OPTICS

Clear acrylic curve contour lens with linear pattern standard, other lens options available.

WIRING

120v 60Hz., 277v 60Hz., UNV (universal voltage 120v thru 277v.) or as otherwise specified.

LABELS

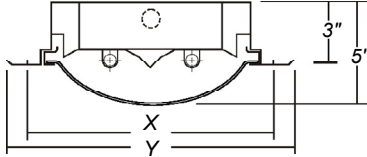
U.L. Listed. Suitable for damp locations.



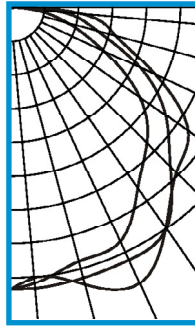
PHOTOMETRIC DATA

FEV110-2-4M-SR-C/LP-E5

TEST NO.=LA-T1576-2
 LAMP TYPE=F28T5
 NO. OF LAMP=2
 LUMENS PER LAMP=2900
 WATTS PER LAMP=28
 BALLAST FACTOR=1
 PHOTOMETRY TYPE=C



Ceiling Opening X - 12_1/2" x 48_1/4"
 Overall Width By Length Y - 14" x 50_1/4"



CANDLEPOWER

ANGLE	END	45	CROSS
0	1484	1484	1484
5	1457	1485	1427
15	1382	1472	1513
25	1360	1466	1601
35	1157	1419	1413
45	1006	1178	1224
55	821	986	1131
65	533	743	830
75	303	464	565
85	111	265	371
90	24	84	133
95	15	5	8
105	23	2	1
115	11	3	0
125	5	3	0
135	2	1	0
145	1	0	0
155	0	0	0
165	0	0	0
175	0	0	0
180	0	0	0

ZONAL LUMEN SUMMARY

DEGREES	LUMENS	% LAMP	% FIXTURE
0-30	1236	21.3	23.3
0-40	2085	35.9	39.3
0-60	3853	66.4	72.6
0-90	5265	90.8	99.2
90-120	41	0.7	0.8
90-150	44	0.8	0.8
90-180	44	0.8	0.8
0-180	5309	91.5	100.0

Lumen Output = 5309 lumens
 Luminaire Efficiency = 91.5%

SPACING CRITERION

ALONG	ACROSS
1.25	1.44

This space is intentionally left blank.

This space is intentionally left blank.

This space is intentionally left blank.

