



RECESSED

FHL315 SERIES



5" Depth / Premium Grade Trim Flange



- 20"x4', 5" Depth / Premium Grade Trim Flange Luminaire
- 22 Gauge Cold Rolled Steel Housing
- One Piece Welded Trim Flange Painted After Fabrication
- 20 Gauge Steel or Extruded Aluminum Door Frame Screwed at Each Corner
- Door Frame Painted After Fabrication
- One Way Polyurethane Gasketed
- T-Hinges and Spring Loaded Latches
- Suitable for Damp Location
- Available with:
 - Fluorescent, LED and LED T8 (Internally Driven)
 - Variety of Lens
 - Emergency Battery Pack



Photometric Data and IES Files are Available on www.lalighting.com



LOS ANGELES LIGHTING MFG. CO.

10141 OLNEY ST. / EL MONTE, CA 91731

TEL : 626-454-8300 FAX : 626-454-8399

www.lalighting.com

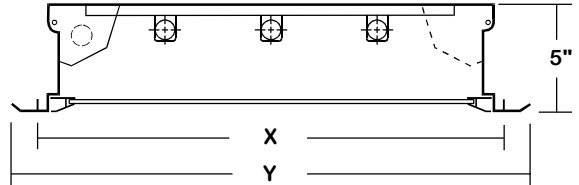
RECESSED - Fluorescent

LED Equivalent Products Available on www.lalighting.com



FHL315 SERIES
4' Fixture, Nominal 20" Width

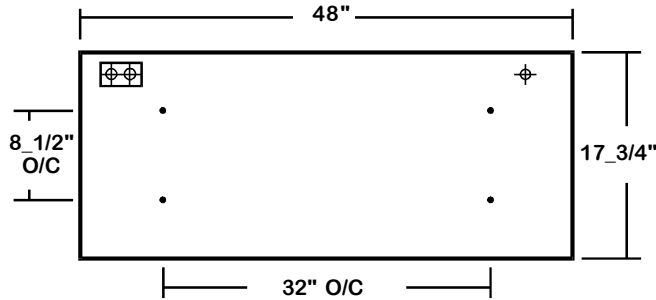
CROSS SECTION



Ceiling Opening X - 20_1/2" x 48_1/2"
 Overall Width By Length Y - 22" x 50"

BACK PLATE

- 3/8" K.O. ⌀ 7/8" K.O. □ ACCESS PLATE



DOOR FRAME INFORMATION

- **CROSS SECTION**



FS W

FINISHES

W - White Enamel
 B - Black Enamel

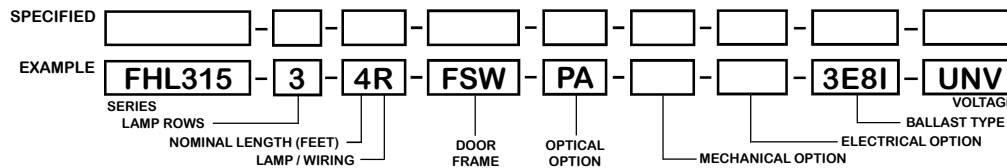
STYLES

FS - Flat Steel

CATALOG NUMBER

	NOMINAL WIDTH X LENGTH	TOTAL LAMPS		NOMINAL WIDTH X LENGTH	TOTAL LAMPS
FHL315-2-4M	20" X 4'	2	FHL315-2-4R	20" X 4'	2
FHL315-3-4M	20" X 4'	3	FHL315-3-4R	20" X 4'	3
FHL315-4-4M	20" X 4'	4	FHL315-4-4R	20" X 4'	4

ORDERING GUIDE



NOTE: LAMP/WIRING*

M= Miniature Bi-Pin T5
 R = Medium Bi-Pin T8

OPTIONS AND ACCESSORIES

• **OPTICAL OPTIONS**

- Clear Acrylic
- Clear Prismatic Acrylic
- Flat Frosted White Acrylic
- Polycarbonate Lenses
- High Impact Acrylic
- Note: Other lens available upon request*

SUFFIX
 CA
 PA
 FFWA
 *
 *

• **ELECTRICAL OPTIONS**

- Emergency Battery Pack
- External Line Fusing (HLR/GLR)

SUFFIX
 BP*
 ELF

• **BALLAST OPTIONS***

- Electronic T5
- Electronic T5HO
- Electronic T8 Instant Start
- Electronic T8 Rapid Start
- Electronic T8HO

SUFFIX
 xE5
 xE5H
 xE8I
 xE8R
 xE8H

x = Number of Lamps per Ballast

• **ACCESSORIES**

- Hanger Yokes
- Swing Out Jack

CAT. NO.
 HS-20
 SOJ

*Refer to www.lalighting.com/resources for more information

SPECIFICATIONS

- **TYPE**
- **CONSTRUCTION**
- **FINISH**
- **DOOR FRAME**
- **GASKET**
- **OPTICS**
- **WIRING**
- **LABELS**

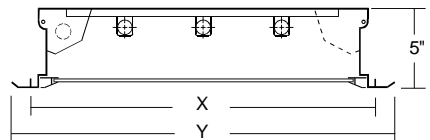
A versatile recessed mounted flanged luminaire, for mounting in nominal 20" width ceiling opening.
 22 ga. cold rolled steel housing. (20 ga. housing available as specified)
 Baked white polyester finish, minimum reflectance 86%. (Powder coated finish available.)
 20 gauge cold rolled steel or extruded aluminum in various finishes. T-hinge, positive spring loaded latch.
 One way polyurethane gasketed standard. More options available.
 Clear prismatic acrylic standard. Extensive variety of lenses, diffusers and louvers available.
 120v 60Hz., 277v 60Hz., UNV (universal voltage 120v thru 277v.) or as otherwise specified.
 U.L. Listed. Suitable for damp locations. Compatible with UL Fire-Rated Ceiling Assemblies.




PHOTOMETRIC DATA

FHL315-3-4R-PA-E8

TEST NO.=LA-T0568-1
 LAMP TYPE=FO32T8
 NO. OF LAMP=3
 LUMENS PER LAMP=2900
 WATTS PER LAMP=32
 BALLAST FACTOR=1
 PHOTOMETRY TYPE=C



Ceiling Opening
 X - 20_1/2" X 48_1/2"
 Overall Width By Length
 Y - 22" X 50"



CANDLEPOWER

ANGLE	END	4 5	CROSS
0	2435	2435	2435
5	2401	2374	2296
15	2116	2147	2204
25	1906	1981	2009
35	1586	1741	1812
45	1301	1412	1441
55	907	955	969
65	498	512	501
75	257	257	254
85	75	74	76
90	5	6	5
95	0	0	0
105	0	0	0
115	0	0	0
125	0	0	0
135	0	0	0
145	0	0	0
155	0	0	0
165	0	0	0
175	0	0	0
180	0	0	0

ZONAL LUMEN SUMMARY

DEGREES	LUMENS	% LAMP	% FIXTURE
0-30	1748	20.1	31.3
0-40	2828	32.5	50.6
0-60	4755	54.7	85.0
0-90	5591	64.3	100.0
90-120	2	0.0	0
90-150	2	0.0	0
90-180	2	0.0	0
0-180	5592	64.3	100.0

Lumen Output = 5592 lumens
 Luminaire Efficiency = 64.3%

SPACING CRITERION

ALONG	ACROSS
1.08	1.17

This space is intentionally left blank.

This space is intentionally left blank.

This space is intentionally left blank.

