

RECESSED



MADE IN THE U.S.A.

FIC110 SERIES

Center Basket 1X4

- Direct / Indirect Trim Flange Luminaire
- One Piece Welded Trim Flange Painted After Fabrication
- Center Perforated Light Shield with Polyethylene Trims
- White Acrylic Diffuser
- Easy Access to Lamps and Ballasts
- Removable Wiring Access Plate
- High Reflectance, Low Gloss Matte White Finish

PHOTOMETRIC DATA

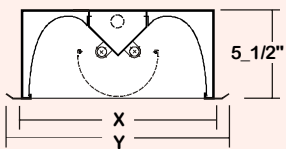
TEST ITEM=FIC110-2-4M-PDA-2E5H

TEST NO.=LA-T1754-1
 LAMP TYPE=F54T5HO
 NO. OF LAMP=2
 LUMENS PER LAMPS=5000
 WATTS PER LAMP=54
 BALLAST FACTOR=1
 PHOTOMETRY TYPE=C

CANDLEPOWER			
Angle	End	45	Cross
0	1930	1930	1930
5	1805	1731	1903
15	1783	1725	1740
25	1607	1619	1583
35	1440	1421	1442
45	1225	1196	1272
55	954	988	915
65	699	642	600
75	404	341	336
85	146	133	125
90	9	8	5
95	0	0	0
105	0	0	0
115	0	0	0
125	0	0	0
135	0	0	0
145	0	0	0
155	0	0	0
165	0	0	0
175	0	0	0
180	0	0	0

SPACING CRITERION	
ALONG 1.17	ACROSS 1.17

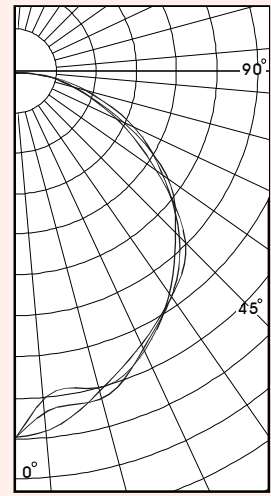
ZONAL LUMEN SUMMARY			
DEGREES	LUMENS	% LAMP	% FIXTURE
0-30	1410	14.1	26.9
0-40	2309	23.1	44.0
0-60	4118	41.2	78.5
0-90	5246	52.5	100.0
90-120	2	0.0	0.0
90-130	2	0.0	0.0
90-150	2	0.0	0.0
90-180	2	0.0	0.0
0-180	5248	52.5	100.0



Ceiling Opening X - 12 1/2" x 48 1/2"
 Overall Width By Length Y - 14" x 50"

Total Luminaire Optical Efficiency = 52.5%

COEFFICIENT OF UTILIZATION													
pfc	20						70						RCR
	80	70	50	30	10	0	80	70	50	30	10	0	
0	62	62	62	61	61	61	58	58	56	56	53	53	52
1	57	54	52	55	53	51	51	49	49	47	47	45	43
2	51	47	43	50	46	43	44	41	42	40	41	39	36
3	47	41	37	45	40	36	39	35	37	34	36	33	30
4	43	36	32	42	36	31	34	30	33	30	32	29	25
5	39	32	28	38	32	27	31	27	30	26	29	26	22
6	36	29	24	35	29	24	28	24	27	23	26	23	19
7	34	26	22	33	26	21	25	21	24	21	24	20	17
8	31	24	19	30	24	19	23	19	22	19	22	18	15
9	29	22	18	28	22	17	21	17	20	17	20	17	13
10	27	20	16	27	20	16	19	16	19	15	18	15	12



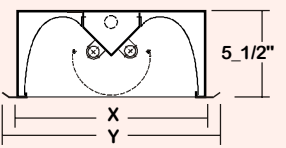
TEST ITEM=FIC110-2-4R-PDA-E8

TEST NO.=LA-T1727-1
 LAMP TYPE=FO32/31K
 NO. OF LAMP=2
 LUMENS PER LAMPS=2900
 WATTS PER LAMP=32
 BALLAST FACTOR=1
 PHOTOMETRY TYPE=C

CANDLEPOWER			
Angle	End	45	Cross
0	987	987	987
5	1022	983	984
15	969	967	958
25	882	914	906
35	799	800	789
45	681	662	663
55	529	525	481
65	394	339	320
75	227	180	176
85	78	67	69
90	6	5	3
95	0	0	0
105	0	0	0
115	0	0	0
125	0	0	0
135	0	0	0
145	0	0	0
155	0	0	0
165	0	0	0
175	0	0	0
180	0	0	0

SPACING CRITERION	
ALONG 1.27	ACROSS 1.26

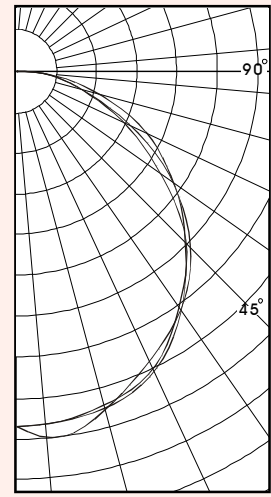
ZONAL LUMEN SUMMARY			
DEGREES	LUMENS	% LAMP	% FIXTURE
0-30	787	13.6	27.4
0-40	1288	22.2	44.8
0-60	2267	39.1	78.9
0-90	2872	49.5	100.0
90-120	1	0.0	0.0
90-130	1	0.0	0.0
90-150	1	0.0	0.0
90-180	1	0.0	0.0
0-180	2874	49.5	100.0



Ceiling Opening X - 12 1/2" x 48 1/2"
 Overall Width By Length Y - 14" x 50"

Total Luminaire Optical Efficiency = 49.5%

COEFFICIENT OF UTILIZATION													
pfc	20						70						RCR
	80	70	50	30	10	0	80	70	50	30	10	0	
0	59	59	59	57	57	57	55	55	53	53	50	50	49
1	54	51	49	52	50	48	48	46	46	45	44	43	41
2	49	44	41	47	43	40	42	39	40	38	39	37	34
3	44	39	35	43	38	34	37	33	35	32	34	32	28
4	40	34	30	39	34	30	32	29	31	28	30	28	24
5	37	31	26	36	30	26	29	25	28	25	27	24	21
6	34	28	23	33	27	23	26	22	25	22	25	22	18
7	32	25	21	31	25	20	24	20	23	20	22	19	16
8	30	23	18	29	22	18	22	18	21	18	20	17	14
9	28	21	17	27	21	17	20	16	19	16	19	16	13
10	26	19	15	25	19	15	18	15	18	15	17	14	11

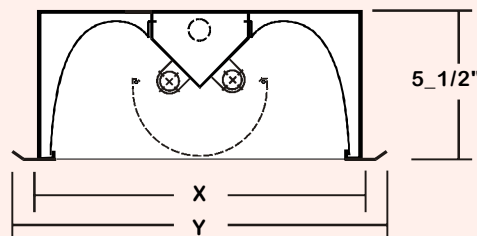
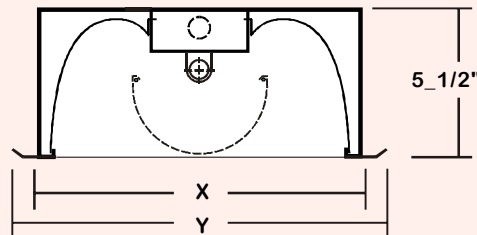


RECESSED



**FIC110 SERIES
Center Basket 1x4**

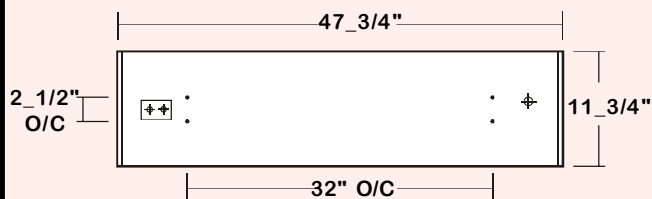
CROSS SECTION



Ceiling Opening X - 12 1/2" x 48 1/2"
Overall Width By Length Y - 14" x 50"

BACKPLATE

ACCESS PLATE 7/8" K.O. 3/8" K.O.

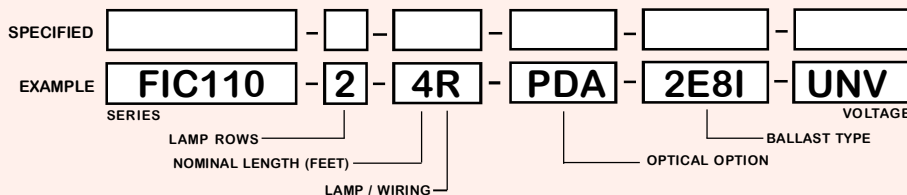


CATALOG NUMBER

	NOMINAL WIDTH X LENGTH	TOTAL LAMPS
FIC110-1-4M	1' X 4'	1
FIC110-2-4M	1' X 4'	2
FIC110-1-4R	1' X 4'	1
FIC110-2-4R	1' X 4'	2

Note: To Denote Specular Aluminum Cover Add "SR" To Beginning Of Catalog Number.

ORDERING GUIDE



NOTE: LAMP/WIRING* M=Miniature Bi-Pin T5 R=Medium Bi-Pin T8

OPTIONS and ACCESSORIES

<ul style="list-style-type: none"> BALLAST OPTIONS Electronic T5 SUFFIX xE5 Electronic T5HO SUFFIX xE5H Electronic T8 Instant Start SUFFIX xE8I Electronic T8 Rapid Start SUFFIX xE8R Electronic T8HO SUFFIX xE8H <p>x = Number of Lamps per Ballast</p>	<ul style="list-style-type: none"> ELECTRICAL OPTIONS Emergency Battery Pack SUFFIX * External Line Fusing (HLR/GLR) SUFFIX ELF 	<ul style="list-style-type: none"> MECHANICAL OPTIONS Hanger Yokes SUFFIX HS-12 OPTICAL OPTIONS Perforated Shield / White Acrylic SUFFIX PDA
---	---	--

*Refer to www.lalighting.com/resources for more information

SPECIFICATIONS

MADE IN THE U.S.A.

- TYPE** Flanged direct/indirect recessed mounted luminaires.
- CONSTRUCTION** 22 ga. cold rolled steel housing with 20 ga. trim flange. (20 ga. housing available as specified)
- FINISH** Baked white polyester finish housing, powder coated trim flange.
- OPTIC** Perforated center-mount metal light shield with polyethylene protecting trims, snap out for easy re-lamping and maintenance. White acrylic insert available.
- REFLECTOR** Cold rolled steel reflectors, high reflectance, low gloss matte white powder coat finish.
- WIRING** 120v 60Hz., 277v 60Hz., UNV (universal voltage 120v thru 277v.) or as otherwise specified.
- LABELS** U.L. Listed. Compatible with UL Fire-Rated Ceiling Assemblies.

