



RECESSED

GHL315 SERIES



5" Depth / Premium Grade T-Bar



- 20"x4', 5" Depth / Premium Grade T-Bar Luminaire
- 22 Gauge Cold Rolled Steel Housing
- 20 Gauge Steel or Extruded Aluminum Door Frame Screwed at Each Corner
- Door Frame Painted After Fabrication
- One Way Polyurethane Gasketed
- T-Hinge And Spring Loaded Latch
- Screwed-On End Caps
- Suitable for Damp Locations
- Available with:
 - Fluorescent, LED and LED T8 (Internally Driven)
 - Variety of Lens Options
 - Emergency Battery Pack



Photometric Data and IES Files are Available on www.lalighting.com



LOS ANGELES LIGHTING MFG. CO.

10141 OLNEY ST. / EL MONTE, CA 91731

TEL : 626-454-8300 FAX : 626-454-8399

www.lalighting.com

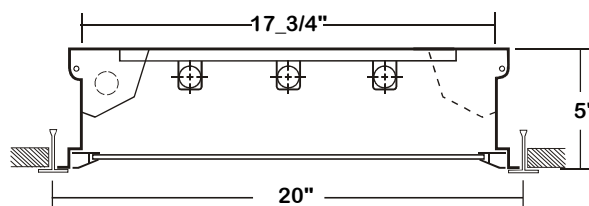
RECESSED - Fluorescent

LED Equivalent Products Available on www.lalighting.com



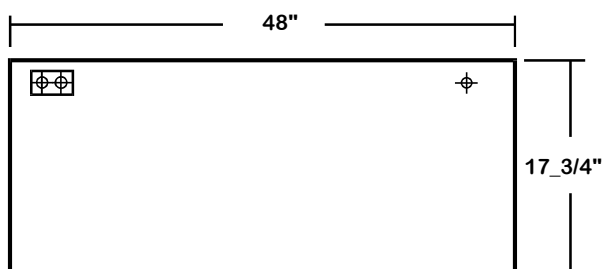
GHL315 SERIES
4' Fixture, Nominal 20" Width

CROSS SECTION



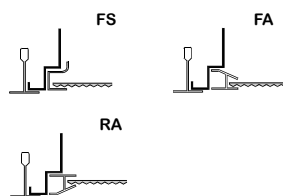
BACK PLATE

⊕ ACCESS PLATE ⊕ 7/8" K.O.



DOOR FRAME INFORMATION

● **CROSS SECTION**



FS W

FINISHES

- W - White Enamel
- B - Black Enamel
- N - Natural Anodized Aluminum

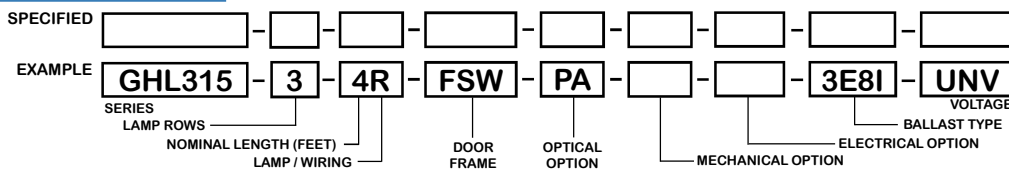
STYLES

- FS - Flat Steel
- FA - Flat Extruded Aluminum
- RA - 5/8" Regressed Extruded Aluminum

CATALOG NUMBER

	NOMINAL LENGTH	TOTAL LAMPS		NOMINAL LENGTH	TOTAL LAMPS
GHL315-2-4M	4'	2	GHL315-2-2R	4'	2
GHL315-3-4M	4'	3	GHL315-3-2R	4'	3
GHL315-4-4M	4'	4	GHL315-4-2R	4'	4

ORDERING GUIDE



NOTE: LAMP/WIRING*

- M= Miniature Bi-Pin T5
- R = Medium Bi-Pin T8

OPTIONS AND ACCESSORIES

● **OPTICAL OPTIONS**

- Clear Acrylic
- Clear Prismatic Acrylic
- Flat Frosted White Acrylic
- Polycarbonate Lenses
- High Impact Acrylic
- Note: Other lens available upon request

SUFFIX

- CA
- PA
- FFWA
- *
- *

● **MECHANICAL OPTIONS**

- Gasketing
- ELECTRICAL OPTIONS**
- Emergency Battery Pack
- External Line Fusing (HLR/GLR)

SUFFIX

- GSK*
- SUFFIX
- BP*
- ELF

● **BALLAST OPTIONS***

- Electronic T5
- Electronic T5HO
- Electronic T8 Instant Start
- Electronic T8 Rapid Start
- Electronic T8HO
- x = Number of Lamps per Ballast

SUFFIX

- xE5
- xE5H
- xE8I
- xE8R
- xE8H

*Refer to www.lalighting.com/resources for more information

SPECIFICATIONS


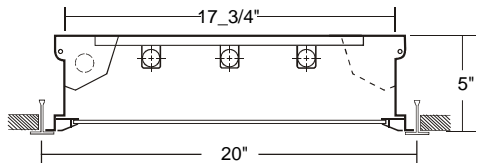
- **TYPE** A versatile recessed luminaire, for mounting in inverted Tee-Bar installations 20" x 24" on center.
- **CONSTRUCTION** 22 ga. cold rolled steel housing. (20 ga. housing available as specified)
- **FINISH** Baked white polyester finish, minimum reflectance 86%. (Powder coated finish available.)
- **DOOR FRAME** 20 gauge cold rolled steel or extruded aluminum in various finishes. T-hinge, positive spring loaded latch.
- **GASKET** One way polyurethane gasketed standard. More options available.
- **OPTICS** Clear prismatic acrylic standard. Extensive variety of lenses, diffusers and louvers available.
- **WIRING** 120v 60Hz., 277v 60Hz., UNV (universal voltage 120v thru 277v.) or as otherwise specified.
- **LABELS** U.L. Listed. Suitable for damp locations. Compatible with UL Fire-Rated Ceiling Assemblies.



PHOTOMETRIC DATA

GHL315-3-4R-PA-E8

TEST NO.=LA-T0568
 LAMP TYPE=FO32T8
 NO. OF LAMP=3
 LUMENS PER LAMP=2900
 WATTS PER LAMP=32
 BALLAST FACTOR=1
 PHOTOMETRY TYPE=C



CANDLEPOWER

ANGLE	END	45	CROSS
0	2435	2435	2435
5	2401	2374	2296
15	2116	2147	2204
25	1906	1981	2009
35	1586	1741	1812
45	1301	1412	1441
55	907	955	969
65	498	512	501
75	257	257	254
85	75	74	76
90	5	6	5
95	0	0	0
105	0	0	0
115	0	0	0
125	0	0	0
135	0	0	0
145	0	0	0
155	0	0	0
165	0	0	0
175	0	0	0
180	0	0	0

ZONAL LUMEN SUMMARY

DEGREES	LUMENS	% LAMP	% FIXTURE
0-30	1748	20.1	31.3
0-40	2828	32.5	50.6
0-60	4755	54.7	85.0
0-90	5591	64.3	100.0
90-120	2	0.0	0
90-150	2	0.0	0
90-180	2	0.0	0
0-180	5592	64.3	100.0

Lumen Output = 5592 lumens
 Luminaire Efficiency = 64.3%

SPACING CRITERION

ALONG	ACROSS
1.08	1.17

This space is intentionally left blank.

This space is intentionally left blank.

This space is intentionally left blank.

