



RECESSED

GIC220 SERIES



Direct / Indirect T-Bar Luminaire



- Center Basket Direct / Indirect Recessed Mounted T-Bar Luminaire
- Center Perforated Light Shields with Polyethylene Trims
- Easy Access to Electrical Components
- Removable Wiring Access Plate
- High Reflectance, Low Gloss Matte White Finish
- Suitable for Damp Locations
- Available with:
 - Fluorescent, LED and LED T8 (Internally Driven)
 - Curve Contour Acrylic Lens



Photometric Data and IES Files are Available on www.lalighting.com



LOS ANGELES LIGHTING MFG. CO.

10141 OLNEY ST. / EL MONTE, CA 91731

TEL : 626-454-8300 FAX : 626-454-8399

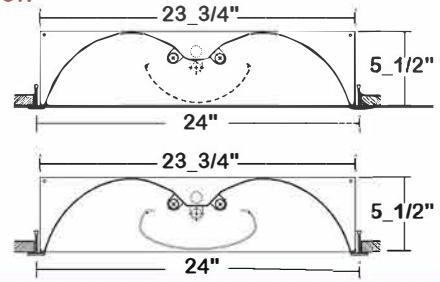
www.lalighting.com

RECESSED - LED T8 (Internally Driven)



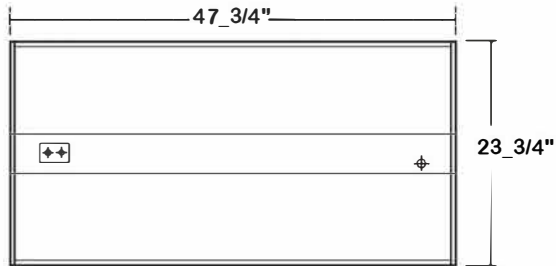
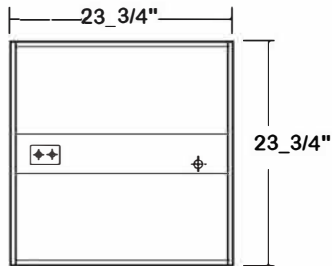
GIC220 SERIES - LED T8 Center Basket 2x2 & 2x4

CROSS SECTION



BACK PLATE

- ACCESS PLATE
- 7/8" K.O.



CATALOG NUMBER

	NOMINAL WIDTH X LENGTH	TOTAL MODULES		NOMINAL WIDTH X LENGTH	TOTAL MODULES
GIC220-1-2Lx	2' x 2'	1	GIC220-1-4Lx	2' x 4'	1
GIC220-2-2Lx	2' x 2'	2	GIC220-2-4Lx	2' x 4'	2
GIC220-3-2Lx	2' x 2'	3	GIC220-3-4Lx	2' x 4'	3

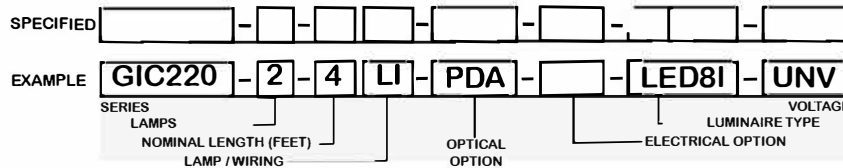
TS2 - LED Luminaire

On/Off Safety Switch



- Easily accessible on exterior of wire way.
- Allows individual fixture to be
- Prevents damage to lamp and electrical shock during lamping and re-lamping.
- Allows safe entry to wire way channel where power connector can be disconnected for

ORDERING GUIDE



LAMP / WIRING

LI = LED T8 internal driver light tube.
Both ends powered.
Shunted sockets used.



LR = LED T8 internal driver light tube.
Single end powered.
Non-shunted sockets used.



OPTIONS AND ACCESSORIES

OPTICAL OPTIONS

- Perforated Shield / White Acrylic
- Curve Contour Acrylic Lens / Linear Pattern

SUFFIX

- PDA
- C/LP

ELECTRICAL OPTIONS

- LED Luminaire ON/OFF Safety Switch

SUFFIX

- TS2

SPECIFICATIONS

- TYPE
- CONSTRUCTION
- FINISH
- OPTIC
- WIRING
- LABELS

Direct / indirect recessed mounted T-bar luminaires, for LED T8 internally driven light tube(s)**.

22 ga. cold rolled steel housing/reflector.

High reflectance, low gloss matte white powder coat finish

Perforated center-mount metal light shield with polyethylene protecting trims, snap out for easy re-lamping and maintenance. Curve contour acrylic lens available.

Operate LED T8 internally driven light tube(s)**.

U.L. Listed. Suitable for damp locations.

** Lamp(s) by others.

