




# METAL SIDED

## MHL330/340 SERIES

### 3X3 / 4X4, Metal Sided Luminaire



- 3X3 / 4X4, Metal Sided Surface Mounted Luminaire
- Powder Coated Finish / Painted After Fabrication
- Door Frame Screwed at End Corner
- T-Hinges And Spring Loaded Latches
- One Way Polyurethane Gasketed
- Suitable for Damp Locations
- Available with:

Fluorescent, LED and LED T8 (Internally Driven)

Variety of Lenses

Emergency Battery Pack



*Photometric Data and IES Files are Available on [www.lalighting.com](http://www.lalighting.com)*



**LOS ANGELES LIGHTING MFG. CO.**


10141 OLNEY ST. / EL MONTE, CA 91731

TEL : 626-454-8300 FAX : 626-454-8399

[www.lalighting.com](http://www.lalighting.com)

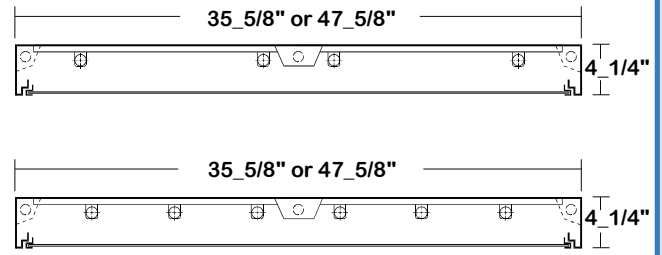
**METAL SIDED - Fluorescent**

LED Equivalent Products Available on [www.lalighting.com](http://www.lalighting.com)



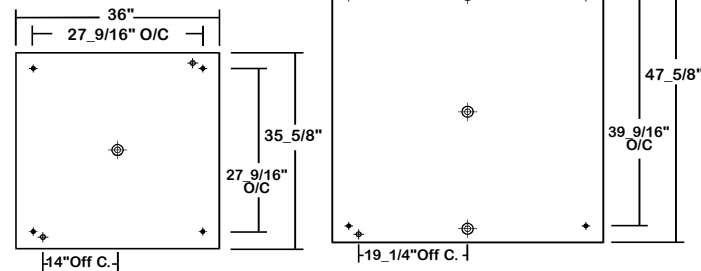
**MHL330/340 SERIES  
3x3 / 4x4**

**CROSS SECTION**



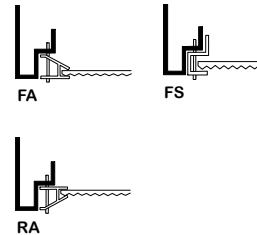
**BACK PLATE**

- 3/8" K.O. • 11/16" STEM MTG. K.O.
- 7/8" OFFSET K.O. • 2" K.O.



**DOOR FRAME INFORMATION**

• **CROSS SECTION**



**FS W**

**FINISHES**

- W - White Enamel
- B - Black Enamel
- N - Natural Anodized Aluminum

**STYLES**

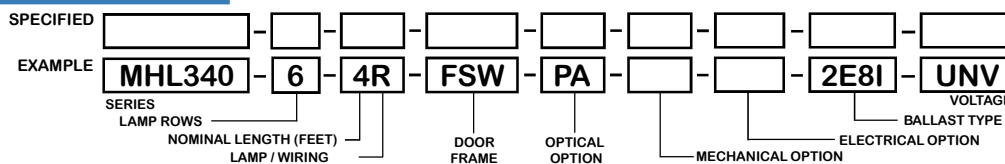
- FS - Flat Steel
- FA - Flat Extruded Aluminum
- RA - 5/8" Regressed Extruded Aluminum

**CATALOG NUMBER**

|              | NOMINAL WIDTH X LENGTH | TOTAL LAMPS |             | NOMINAL WIDTH X LENGTH | TOTAL LAMPS |
|--------------|------------------------|-------------|-------------|------------------------|-------------|
| MHL330-4-3M  | 3' X 3'                | 4           | MHL330-4-3R | 3' X 3'                | 4           |
| MHL330-6-3M* | 3' X 3'                | 6           | MHL330-6-3R | 3' X 3'                | 6           |
| MHL340-4-4M  | 4' X 4'                | 4           | MHL340-4-4R | 4' X 4'                | 4           |
| MHL340-6-4M* | 4' X 4'                | 6           | MHL340-6-4R | 4' X 4'                | 6           |
| MHL340-8-4M* | 4' X 4'                | 8           | MHL340-8-4R | 4' X 4'                | 8           |

Note: \* 1 1/2" Ceiling Spacers Are Required When Using T5HO Lamps.

**ORDERING GUIDE**



**NOTE: LAMP/WIRING\***

- M= Miniature Bi-Pin T5
- R = Medium Bi-Pin T8
- MT= Miniature Bi-Pin T5, Tandem Wiring
- RT = Medium Bi-Pin T8, Tandem Wiring

**OPTIONS AND ACCESSORIES**

• **OPTICAL OPTIONS**

- Clear Acrylic
- Clear Prismatic Acrylic
- Flat Frosted White Acrylic
- Polycarbonate Lenses
- High Impact Acrylic
- Note: Other lens available upon request

- SUFFIX**
- CA
  - PA
  - FFWA
  - \*
  - \*

• **MECHANICAL OPTIONS**

- Gasketing
- Emergency Battery Pack
- External Line Fusing (HLR/GLR)

- SUFFIX**
- GSK\*
  - BP\*
  - ELF

• **ELECTRICAL OPTIONS**

• **BALLAST OPTIONS\***

- Electronic T5
- Electronic T5HO
- Electronic T8 Instant Start
- Electronic T8 Rapid Start
- Electronic T8HO
- x = Number of Lamps per Ballast

- SUFFIX**
- xE5
  - xE5H
  - xE8I
  - xE8R
  - xE8H

• **ACCESSORIES**  
Fixture Suspension System

CAT. NO.  
\*

\*Refer to [www.lalighting.com/resources](http://www.lalighting.com/resources) for more information

**SPECIFICATIONS**


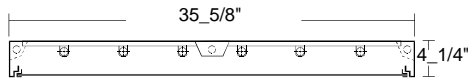
- **TYPE** Surface mounted, metal sided, modular luminaire. Available in various lengths and widths.
- **CONSTRUCTION** 20 ga. cold rolled steel welded housing.
- **FINISH** Baked white powder coated finish, minimum reflectance 90%, painted after fabrication.
- **DOOR FRAME** 20 gauge cold rolled steel or extruded aluminum in various finishes. T-hinge, positive spring loaded latch.
- **GASKET** One way polyurethane gasketed standard. More options available.
- **OPTICS** Clear prismatic acrylic standard. Lenses on 3x3, 4x4 fixtures supplied two-piece unless otherwise specified. Extensive variety of lenses, diffusers and louvers available. For a one piece 3x3 or 4x4 PA lenses specify PA8.
- **WIRING** 120v 60Hz., 277v 60Hz., UNV (universal voltage 120v thru 277v.) or as otherwise specified.
- **LABELS** U.L. Listed. Suitable for damp locations.



**PHOTOMETRIC DATA**

**MHL330-6-3R-FSW-PA-E8**

TEST NO.=LA-T0560  
 LAMP TYPE=FO32T8  
 NO. OF LAMP=6  
 LUMENS PER LAMP=2900  
 WATTS PER LAMP=32  
 BALLAST FACTOR=1  
 PHOTOMETRY TYPE=C



**CANDLEPOWER**

| ANGLE | END  | 45   | CROSS |
|-------|------|------|-------|
| 0     | 3659 | 3659 | 3659  |
| 5     | 3836 | 3940 | 3900  |
| 15    | 3791 | 3833 | 3884  |
| 25    | 3513 | 3684 | 3870  |
| 35    | 2825 | 3134 | 3418  |
| 45    | 1832 | 2090 | 2293  |
| 55    | 880  | 984  | 1079  |
| 65    | 340  | 368  | 370   |
| 75    | 93   | 103  | 109   |
| 85    | 12   | 16   | 14    |
| 90    | 1    | 1    | 1     |
| 95    | 0    | 0    | 0     |
| 105   | 0    | 0    | 0     |
| 115   | 0    | 0    | 0     |
| 125   | 0    | 0    | 0     |
| 135   | 0    | 0    | 0     |
| 145   | 0    | 0    | 0     |
| 155   | 0    | 0    | 0     |
| 165   | 0    | 0    | 0     |
| 175   | 0    | 0    | 0     |
| 180   | 0    | 0    | 0     |

**ZONAL LUMEN SUMMARY**

| DEGREES | LUMENS | % LAMP | % FIXTURE |
|---------|--------|--------|-----------|
| 0-30    | 3165   | 24.8   | 39.1      |
| 0-40    | 5130   | 40.2   | 63.4      |
| 0-60    | 7619   | 59.8   | 94.1      |
| 0-90    | 8098   | 63.5   | 100.0     |
| 90-120  | 0      | 0.0    | 0         |
| 90-150  | 0      | 0.0    | 0         |
| 90-180  | 0      | 0.0    | 0         |
| 0-180   | 8098   | 63.5   | 100.0     |


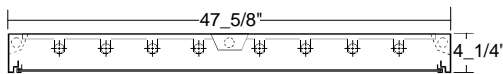
Lumen Output = 8098 lumens  
 Luminaire Efficiency = 63.5%

**SPACING CRITERION**

| ALONG | ACROSS |
|-------|--------|
| 1.25  | 1.41   |

**MHL340-8-4R-FSW-PA-E8**

TEST NO.=LA-T0459  
 LAMP TYPE=FO32T8  
 NO. OF LAMP=8  
 LUMENS PER LAMP=2900  
 WATTS PER LAMP=32  
 BALLAST FACTOR=1  
 PHOTOMETRY TYPE=C



**CANDLEPOWER**

| ANGLE | END  | 45   | CROSS |
|-------|------|------|-------|
| 0     | 6947 | 6947 | 6947  |
| 5     | 6167 | 5926 | 6115  |
| 15    | 5595 | 5535 | 5736  |
| 25    | 4805 | 5125 | 5313  |
| 35    | 4109 | 4503 | 4827  |
| 45    | 3431 | 3797 | 4095  |
| 55    | 2424 | 2751 | 3051  |
| 65    | 1391 | 1554 | 1690  |
| 75    | 707  | 770  | 812   |
| 85    | 222  | 230  | 239   |
| 90    | 17   | 22   | 19    |
| 95    | 0    | 0    | 0     |
| 105   | 0    | 0    | 0     |
| 115   | 0    | 0    | 0     |
| 125   | 0    | 0    | 0     |
| 135   | 0    | 0    | 0     |
| 145   | 0    | 0    | 0     |
| 155   | 0    | 0    | 0     |
| 165   | 0    | 0    | 0     |
| 175   | 0    | 0    | 0     |
| 180   | 0    | 0    | 0     |

**ZONAL LUMEN SUMMARY**

| DEGREES | LUMENS | % LAMP | % FIXTURE |
|---------|--------|--------|-----------|
| 0-30    | 4526   | 19.5   | 29.6      |
| 0-40    | 7343   | 31.7   | 48.1      |
| 0-60    | 12733  | 54.9   | 83.3      |
| 0-90    | 15271  | 65.8   | 100.0     |
| 90-120  | 5      | 0.0    | 0         |
| 90-150  | 5      | 0.0    | 0         |
| 90-180  | 5      | 0.0    | 0         |
| 0-180   | 15277  | 65.8   | 100.0     |

Lumen Output = 15277 lumens  
 Luminaire Efficiency = 65.8%

**SPACING CRITERION**

| ALONG | ACROSS |
|-------|--------|
| 0.96  | 1.09   |

This space is intentionally left blank.

This space is intentionally left blank.

