



# OPEN COMMERCIAL

## STR300 SERIES 7" Wide Strip Luminaire



- 7" Wide Strip Luminaire
- 22 Ga. Cold Rolled Steel Housing
- Baked White Polyester Finish
- Screw-On End Caps
- Cover Secured by Two Quarter turn Fasteners
- Suitable for Damp Locations
- Available with:
  - Fluorescent, LED and LED T8 (Internally Driven)
  - Emergency Battery Pack
  - Switch
  - 14 Ga. Wire Guard
  - 12" Coupling For Row Mounting



Photometric Data and IES Files are Available on [www.lalighting.com](http://www.lalighting.com)



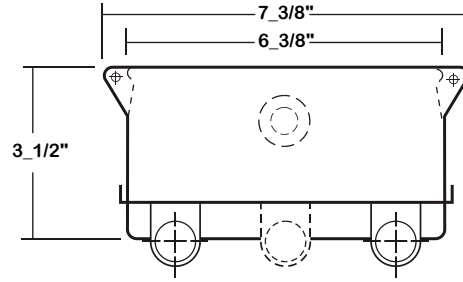
**LOS ANGELES LIGHTING MFG. CO.**  
 10141 OLNEY ST. / EL MONTE, CA 91731  
**TEL : 626-454-8300 FAX : 626-454-8399**  
[www.lalighting.com](http://www.lalighting.com)

# INDUSTRIAL - LED T8 (Internally Driven)



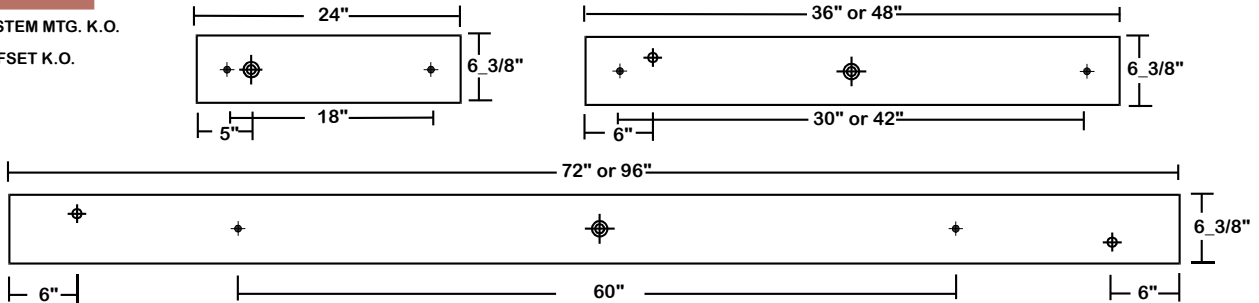
## STR300 SERIES - LED T8

### CROSS SECTION



### BACK PLATE

- ◆ 11/16" STEM MTG. K.O.
- ⊕ 7/8" OFFSET K.O.
- ⊕ 2" K.O.



### CATALOG NUMBER

	NOMINAL LENGTH	TOTAL MODULES		NOMINAL LENGTH	TOTAL MODULES
STR300-2-2Lx	2'	2	STR300-3-2Lx	2'	3
STR300-2-3Lx	3'	2	STR300-3-3Lx	3'	3
STR300-2-4Lx	4'	2	STR300-3-4Lx	4'	3
STR300-2-6LxT	6'	4	STR300-3-6LxT	6'	6
STR300-2-8LxT	8'	4	STR300-3-8LxT	8'	6

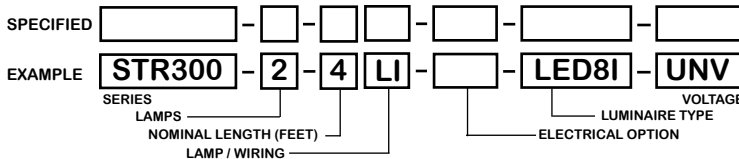
### TS2 - LED Luminaire On/Off Safety Switch



- Easily accessible on exterior of wire way.
- Allows individual fixture to be switched ON/OFF during re-lamping or Maintenance.

- Prevents damage to lamp and electrical shock during lamping and re-lamping.
- Allows safe entry to wire way channel where power connector can be disconnected for maintenance to fixture.

### ORDERING GUIDE



### LAMP / WIRING

**LI = LED T8 internal driver light tube.**  
Both ends powered.  
Shunted sockets used.



**LR = LED T8 internal driver light tube.**  
Single end powered.  
Non-shunted sockets used.



### OPTIONS AND ACCESSORIES

- **ELECTRICAL OPTIONS**
- LED Luminaire ON/OFF Safety Switch

SUFFIX  
TS2

- **ACCESSORIES**
- Wire Guard - 14 Ga.
- 12" Coupling For Row Mounting
- Channel Hangers
- 6" Leg Height V-Hook
- Fixture Suspension System

CAT. NO.  
WG14-STR300  
CMC-STR300  
CH-300  
V6  
\*

\*See appropriate reference page

### SPECIFICATIONS

- **TYPE**
- **CONSTRUCTION**
- **FINISH**
- **WIRING**
- **LABELS**

Open commercial luminaire for LED T8 internally driven light tube(s)\*\*.  
22 ga. cold rolled steel housing. (20 ga. housing available as specified.) End plates are fastened to housing by sheet metal screws to assure rigidity.  
Baked white polyester finish, minimum reflectance 86%. (Powder coated finish available.)  
Operate LED T8 internally driven light tube(s)\*\*.  
U.L. Listed. Suitable for damp locations.

\*\* Lamp(s) by others.

