



WRAPAROUND

WAN113 SERIES



Economy Wraparound Luminaire



- 13" Width / Economy Wraparound Luminaire
- Lampholders Attached to Housing
- Screwed-On End Plates Painted After Fabrication
- Stem, Cable or Chain Mountable
- Row Mountable
- Suitable for Damp Locations
- Available with:
 - Fluorescent, LED and LED T8 (Internally Driven)
 - Emergency Battery Pack
 - Switch



Photometric Data and IES Files are Available on www.lalighting.com



LOS ANGELES LIGHTING MFG. CO.

10141 OLNEY ST. / EL MONTE, CA 91731

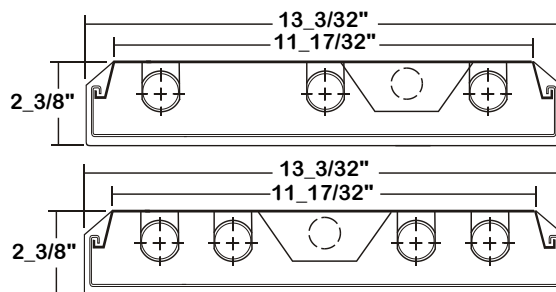
TEL : 626-454-8300 FAX : 626-454-8399

www.lalighting.com



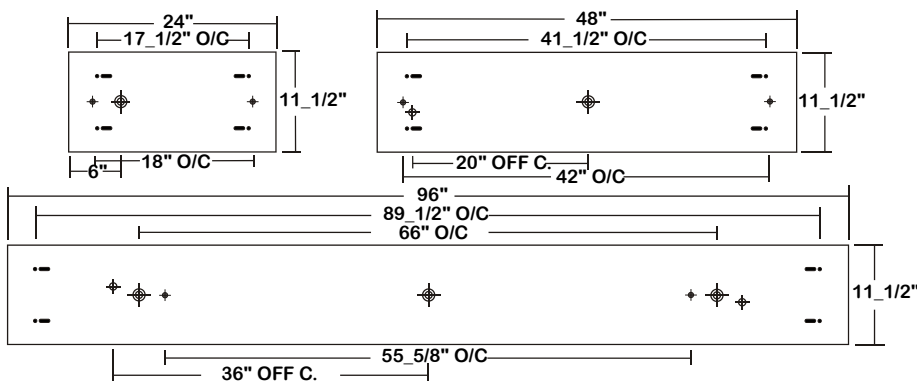
WAN113 SERIES

CROSS SECTION



BACK PLATE

- V-HOOK
- ◆ 11/16" STEM MTG. K.O.
- ⊕ 7/8" OFFSET K.O.
- ⊙ 2" K.O.

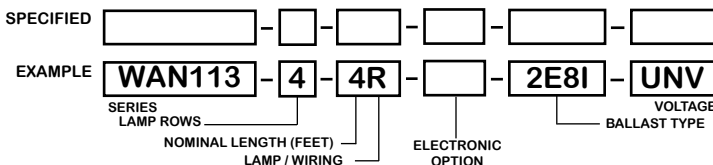


Note: For 3-Lamp Fixtures, 2" K.O.s are 2_3/8" Off Center.

CATALOG NUMBER

	NOMINAL LENGTH	TOTAL LAMPS		NOMINAL LENGTH	TOTAL LAMPS		NOMINAL LENGTH	TOTAL LAMPS
WAN113-2-2M	2'	2	WAN113-4-2M	2'	4	WAN113-3-2R	2'	3
WAN113-2-4M	4'	2	WAN113-4-4M	4'	4	WAN113-3-4R	4'	3
WAN113-2-8MT	8'	4	WAN113-4-8MT	8'	8	WAN113-3-8RT	8'	6
WAN113-3-2M	2'	3	WAN113-2-2R	2'	2	WAN113-4-2R	2'	4
WAN113-3-4M	4'	3	WAN113-2-4R	4'	2	WAN113-4-4R	4'	4
WAN113-3-8MT	8'	6	WAN113-2-8RT	8'	4	WAN113-4-8RT	8'	8

ORDERING GUIDE



NOTE: LAMP/WIRING* M= Miniature Bi-Pin T5 MT= Miniature Bi-Pin T5, Tandem Wiring
R = Medium Bi-Pin T8 RT = Medium Bi-Pin T8, Tandem Wiring

OPTIONS AND ACCESSORIES

ELECTRICAL OPTIONS

- Emergency Battery Pack
- External Line Fusing (HLR/GLR)

SUFFIX

- BP*
- ELF

BALLAST OPTIONS*

- Electronic T5
- Electronic T5HO
- Electronic T8 Instant Start
- Electronic T8 Rapid Start
- Electronic T8HO

SUFFIX

- xE5
- xE5H
- xE8I
- xE8R
- xE8H

x = Number of Lamps per Ballast

ACCESSORIES

- Fixture Suspension System
- 6" Leg Height V-Hook

CAT.NO.

- *
- V6

*Refer to www.lalighting.com/resources for more information

SPECIFICATIONS


- TYPE 13" wide surface mounted shallow wrap around luminaire with extruded lens which hinges from either side for easy relamping.
- CONSTRUCTION 22 ga. cold rolled steel housing. (20 ga. housing available as specified)
- FINISH Baked white polyester finish, minimum reflectance 86%. Powder coated finish end plate.
- OPTICS Clear prismatic acrylic lens with linear side prisms, two 4' lenses per 8' fixture. DR acrylic formulation for added durability.
- WIRING 120v 60Hz., 277v 60Hz., UNV (universal voltage 120v thru 277v.) or as otherwise specified.
- LABELS U.L. Listed. Suitable for damp locations.



PHOTOMETRIC DATA

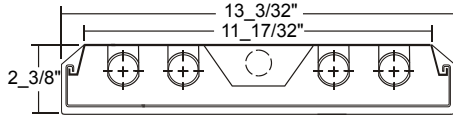
WAN113-4-4R-E8

TEST NO.=LA-T1772
 LAMP TYPE=FO32T8
 NO. OF LAMP=4
 LUMENS PER LAMP=2900
 WATTS PER LAMP=32
 BALLAST FACTOR=1
 PHOTOMETRY TYPE=C



CANDLEPOWER			
ANGLE	END	45	CROSS
0	3321	3321	3321
5	3161	3307	3312
15	3350	3389	3391
25	3082	3139	3271
35	2576	2667	2731
45	1700	1708	1693
55	807	855	919
65	310	371	546
75	98	197	391
85	17	136	309
90	4	118	254
95	4	101	214
105	2	76	145
115	2	49	100
125	3	30	79
135	4	20	40
145	5	13	23
155	7	8	12
165	4	6	8
175	5	6	11
180	5	5	5

ZONAL LUMEN SUMMARY			
DEGREES	LUMENS	% LAMP	% FIXTURE
0-30	2732	23.6	36.0
0-40	4403	38.0	58.0
0-60	6492	56.0	85.5
0-90	7278	62.7	95.9
90-120	249	2.1	3.3
90-150	305	2.6	4.0
90-180	311	2.7	4.1
0-180	7589	65.4	100.0



Lumen Output = 7589 lumens
 Luminaire Efficiency = 65.4%

SPACING CRITERION	
ALONG	ACROSS
1.25	1.30

This space is intentionally left blank.

This space is intentionally left blank.

This space is intentionally left blank.

