



STRIP LIGHT

STW200 (8FT) SERIES (4' AVAILABLE)

LED

STRIP WRAPAROUND LUMINAIRE

DATE	
JOB	

WWW.LALIGHTING.COM
626-454-8300

APPLICATIONS

COMMERCIAL, INDUSTRIAL, OFFICE,
CORRIDOR, STAIRWELL,
PARKING STRUCTURE



SPECIFICATIONS

FEATURES

- Surface / suspension mounted LED luminaire with diffuser
- 0-10V dimming driver standard (other dimming types available)
- Controls and sensors available
- Wireless control options (Lutron, EnOcean, ZigBee, etc.)
- Supports California Title 24 compliance
- Suitable for damp locations
- Additional lumen packages and color temperatures available
- Full customization available upon request

CONSTRUCTION

- 22 ga. cold rolled steel housing
- End plates fastened to housing by rivets to assure rigidity
- Chain mount coupling available
- 45-degree mounting bracket available
- Canopy suspension system available

OPTICAL

- Frosted white acrylic lens

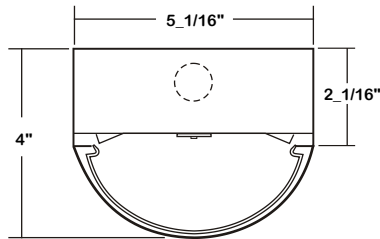
ELECTRICAL

- High efficiency drivers coupled with long-life LEDs
- Service life greater than 50,000 hours (L70)
- Universal voltage 120V through 277V (347V / 480V available)
- Emergency battery pack available

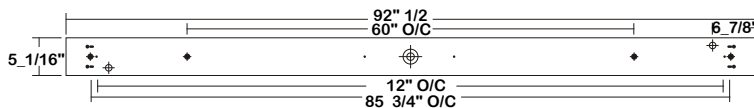
FINISH

- Baked white polyester finish
- Minimum reflectance 86%
- End plates - baked white powder coated finish / painted after fabrication
- Custom colors available

DIMENSIONS



- 3/16" MTG. HOLE
- ◆ 11/16" STEM MTG. K.O.
- ⊕ 7/8" K.O.
- ⊕ 2" K.O.
- V-HOOK



CUSTOM COLORS

BLK - Matte Black

CS - Camaro Silver

BZ - Statuary Bronze

Variety of RAL colors & Axalta/DuPont colors available upon request.

CERTIFICATIONS



ORDERING INFORMATION

EXAMPLE: STW200-8-8L-BPL-1DRDM-UNV-1/840

SERIES	LED LUMEN PACKAGE	NOMINAL LENGTH	ELECTRICAL	DRIVER	VOLTAGE	# OF LED ROW	CRI / CCT
STW200		8L			UNV	1	
STW200 Strip Wraparound LED Luminaire	4 Nom. 4000 Lumens 8 Nom. 8000 Lumens 12 Nom. 12000 Lumens 16 Nom. 16000 Lumens <i>*Additional Lumen Packages Available</i>	8L 8'	BPL Emergency Battery Pack MS Motion Sensor SDxx Step Dimming Control *Leave Blank if Not Specified <i>Additional Motion Sensor Options</i> <i>Additional Electrical Options</i>	1DRDM 0-10V One Dimming Driver <i>Additional Driver Options</i>	UNV 120V-277V <i>*Additional Voltages Available</i>	1 One LED Row	835 80+CRI / 3500K Color Temp. 840 80+CRI / 4000K Color Temp. 850 80+CRI / 5000K Color Temp. <i>*Additional Color Temp. Available</i>



Los Angeles Lighting Mfg. Co.

Headquarters
10141 Olney Street
El Monte, CA 91731
Made in the USA

Contact Us
T: 626-454-8300
F: 626-454-8399
www.lalighting.com

Due to continued product improvements and enhancements, Los Angeles Lighting Manufacturing Company reserves the right to alter specifications, dimensions, data, and/or materials without notice. Please visit our website to view the most current information.

Revised 08-01-17

SYSTEM DATA

NOMINAL SIZE	LED LUMEN PACKAGE	CRI / CCT	DELIVERED LUMENS	SYSTEM WATTS	LUMINAIRE EFFICACY	FLUORESCENT EQUIVALENT	IES FILES
8'	4000 lm	840	3301 lm	33.2 W	99.5 lm/W	2-F32T8	*
	8000 lm	840	6254 lm	68.1 W	91.8 lm/W	4-F32T8, 2-F54T5HO	*
		850	7885 lm	67.0 W	117.7 lm/W		LA-T2871
	12000 lm	850	11629 lm	89.0 W	130.7 lm/W	6-F32T8	LA-T2872
		930	8180 lm	134.2 W	61.0 lm/W		*
	16000 lm	840	12400 lm	132.8 W	93.4 lm/W	8-F32T8, 4-F54T5HO	LA-T2846
		930	10703 lm	163.4 W	65.5 lm/W		*

NOTE:
 System data above is based on 120V input voltage.
 Actual performance may differ as a result of end-user environment and application.
 This fixture has been tested and listed in accordance with UL Standards. L.A. Lighting certifies that it will operate safely when installed properly, and within an ambient temperature range from -20°C to 40°C.

Additional lumen packages and color temperatures available.

PERFORMANCE DATA

VIEW PHOTOMETRICS

ACCESSORIES

V4


- 4" Leg Height V-Hook
- Two (2) per fixture



CMC-XXW200

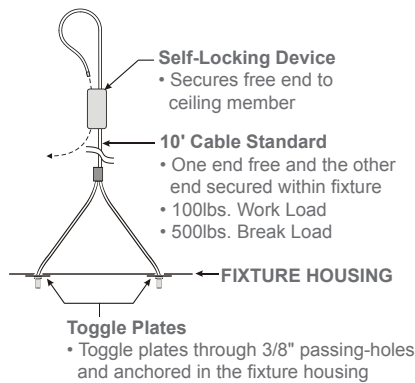
- Chain mount coupling with Lift-Up tabs for installation of V-Hooks when chain mounted
- Baked white enamel finish

*CMC is not suitable for 4' fixture with Battery Pack



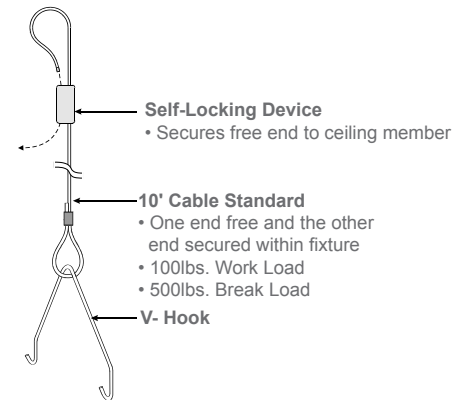
YTCS10

- Y-Toggle-End / Cable Suspension System



V4CS10

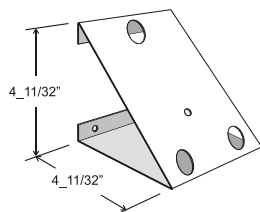
- V-Hook / Cable Suspension System
- Cable set with V4 hooks



45MB

- 45-Degree Mounting Bracket
- Designed for mounting lighting fixtures at 45° angle
- Ideal for wall or ceiling mount applications
- 18 ga. electro galvanized steel
- Baked white powder coated finish

Note: Must drill own holes for 45-Degree Mounting Bracket.



433B

- Blank Canopy with Cable
- No Power Cord
- Cable Length 48" and 96"
- Max. Weight 196 lbs. Per Set



433B-48 W

- COLOR**
W White Standard
B Black
- CABLE LENGTH**
 48" and 96" Standard
 (Other Lengths As Specified)

444F

- Feed-In Canopy with Straight Cord
- Includes Power Cord
- Cable Length 48" and 96"
- Max. Weight 196 lbs. Per Set



444F-48SW-2C

- # OF CIRCUIT**
2C Two Circuits
LV 0-10V Dimming
 Leave blank for one circuit
- COLOR**
W White Standard
B Black
- CORD TYPE**
S Straight Cord
- CABLE LENGTH**
 48" and 96" Standard
 (Other Lengths As Specified)



Los Angeles Lighting Mfg. Co.

Headquarters
 10141 Olney Street
 El Monte, CA 91731
 Made in the USA

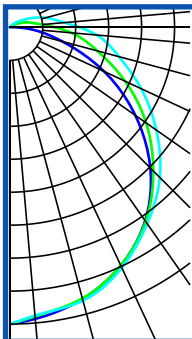
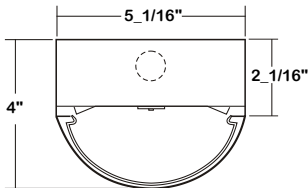
Contact Us
 T: 626-454-8300
 F: 626-454-8399
 www.lalighting.com

Due to continued product improvements and enhancements, Los Angeles Lighting Manufacturing Company reserves the right to alter specifications, dimensions, data, and/or materials without notice. Please visit our website to view the most current information.

PHOTOMETRIC DATA - STW200

STW200-8-8L-1DRDM(ULT)-UNV-1PS/850

TEST NO.=LA-T2871
 LED TYPE= 32 LED MODULE
 NO. OF MODULE=4
 SYSTEM WATT (W)=67
 CRI ≥ 80
 L70(Hrs.) ≥ 50,000
 PHOTOMETRY TYPE=C



CANDLEPOWER

ANGLE	END	45	CROSS
0	2556	2556	2556
5	2489	2448	2449
15	2405	2364	2340
25	2232	2242	2249
35	2030	2040	2017
45	1708	1744	1753
55	1303	1411	1446
65	833	1023	1052
75	393	636	683
85	130	338	372
90	45	187	200
95	15	104	123
115	0	21	39
125	0	8	19
135	0	2	7
145	0	0	1
155	0	0	0
165	0	0	0
175	0	0	0
180	0	0	0

ZONAL LUMEN SUMMARY

DEGREES	LUMENS	% LAMP	% FIXTURE
0-30	1944	23.3	24.6
0-40	3220	38.6	40.8
0-60	5815	69.7	73.7
0-90	7695	92.3	97.5
90-120	179	2.1	2.2
90-150	190	2.2	2.4
90-180	190	2.2	2.4
0-180	7885	94.5	100.0

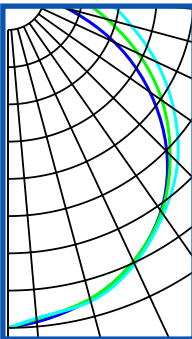
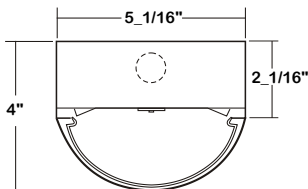
Luminaire Output= 7885 lumens
 Luminaire Efficacy = 117.7 LPW

SPACING CRITERION

ALONG	ACROSS
1.24	1.24

STW200-12-8L-1DRDM(ULT)-UNV-1PS/850

TEST NO.=LA-T2872
 LED TYPE= 72 LED MODULE
 NO. OF MODULE=4
 SYSTEM WATT (W)=89
 CRI ≥ 80
 L70(Hrs.) ≥ 50,000
 PHOTOMETRY TYPE=C



CANDLEPOWER

ANGLE	END	45	CROSS
0	3580	3580	3580
5	3700	3610	3617
15	3548	3486	3451
25	3306	3299	3302
35	2922	3003	2984
45	2522	2564	2571
55	1919	2087	2117
65	1240	1515	1561
75	586	934	1014
85	195	494	546
90	64	274	299
95	22	154	182
105	0	33	59
115	0	12	29
125	0	3	11
135	0	0	1
145	0	0	0
155	0	0	0
165	0	0	0
175	0	0	0
180	0	0	0

ZONAL LUMEN SUMMARY

DEGREES	LUMENS	% LAMP	% FIXTURE
0-30	2865	23.2	24.6
0-40	4746	38.5	40.8
0-60	8566	69.5	73.6
0-90	11346	92.16	97.5
90-120	267	2.1	2.3
90-150	282	2.2	2.4
90-180	282	2.2	2.4
0-180	11629	94.4	100.0

Luminaire Output= 11629 lumens
 Luminaire Efficacy = 130.7 LPW

SPACING CRITERION

ALONG	ACROSS
1.30	1.30

This Space is intentionally left blank.

This Space is intentionally left blank.

