



CLEAN ROOM LED

MCR720 (2X2) SERIES (2X4 AVAILABLE)

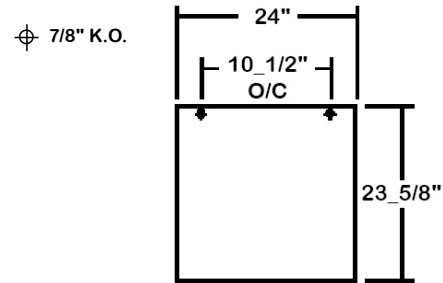
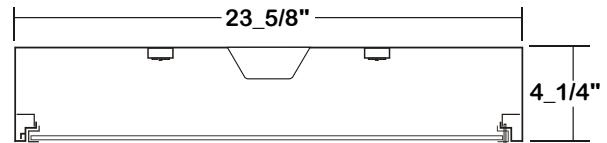
CLASS 1000/10000 CLEAN ROOM LUMINAIRE

DATE	
JOB	

WWW.LALIGHTING.COM
626-454-8300

CLASS 1000/10000 SURFACE MOUNTED LED LUMINAIRE

DIMENSIONS



APPLICATIONS

- Clean Room, Sealed Ceiling Areas, Commercial

FEATURES

- 0-10V dimming driver standard
- Supports California Title 24 compliance

OPTIONS

- Full customization available upon request
- Additional lumen packages and color temperatures available
- Controls and sensors available
- Wireless control options available
- Variety of lenses available
- Emergency battery pack available
- Antimicrobial finished housing and door frame available
- Tamper proof screws available

SPECIFICATIONS

CONSTRUCTION

- Class 1000/10000 / ISO Class 6 equivalent / ISO Class 7 equivalent
- 22 ga. cold rolled steel welded housing
- All parts fitted and sealed
- 20 ga. cold rolled steel door frame secured by T-hinges and positive spring loaded latches
- Door frame sealed with neoprene gasket

FINISH

- Baked white powder coated finish / welded and painted after fabrication / minimum reflectance 90%

OPTICAL

- Inverted clear prismatic acrylic lens (nominal 0.125) standard

ELECTRICAL

- High efficiency drivers coupled with long-life LEDs
- Service life greater than 50,000 hours (L70)
- Universal voltage 120V through 277V (347V / 480V available)
- Power Factor (PF) ≥ 0.9
- Total Harmonic Distortion (THD) $\leq 20\%$

LISTING

- UL USA and Canada listed / suitable for damp locations

WARRANTY

- 5-Year limited warranty standard. 10-Year limited warranty also available



Los Angeles Lighting Mfg. Co.

Contact Us
T: 626-454-8300 10141 Olney Street
F: 626-454-8399 El Monte, CA 91731
www.lalighting.com Made in the USA



Due to continued product improvements and enhancements, Los Angeles Lighting Manufacturing Company reserves the right to alter specifications, dimensions, data, and/or materials without notice. Please visit our website to view the most current information.

© 2022 LOS ANGELES LIGHTING MANUFACTURING CO. ALL RIGHTS RESERVED.

Revised: 07/10/23



MADE IN THE USA
BAA Compliant

ORDERING INFORMATION

EXAMPLE: MCR720-4-2L-FSW-PA2-TP-BPL1.5-DRDM-UNV-2/840

SERIES	LED LUMEN PACKAGE	EFFICACY	NOMINAL LENGTH	FINISH	DOOR FRAME	OPTICAL	MECHANICAL	ELECTRICAL	DRIVER	VOLTAGE	# OF LED ROW	CRI / CCT
MCR720			2L		FSW				DRDM	UNV		
MCR720 Class 1000 / 10000 Clean Room LED Luminaire	2 Nom. 2000 Lumens 3 Nom. 3000 Lumens 4 Nom. 4000 Lumens 6 Nom. 6000 Lumens 8 Nom. 8000 Lumens 12 Nom. 12000 Lumens *Additional Lumen Packages Available	(Blank) Standard HE High Efficacy (Only 2000 / 3000 / 4000 / 6000 / 12000 lumens Systems)	2L 2' x 2'	AMF Antimicrobial Finished Housing and Door Frame *Leave Blank if Not Specified	FSW Flat Steel White Enamel Door Frame	PA2 Clear Prismatic Acrylic 0.125 Nominal FPA2 Frosted Prismatic Acrylic 0.125 Nominal	TP Tamper Proof Screws (Hex Socket with Post) *Leave Blank if Not Specified <u>Additional Mechanical Options</u>	BPL1.5 1500lm Emergency Battery Pack MSxx Motion Sensor WLC(LED RU) Wireless Control *Leave Blank if Not Specified <u>Additional Electrical Options</u>	DRDM 0-10V Dimming Driver	UNV 120V-277V	2 Two LED Rows (Only 2000 / 3000 / 4000 / 6000 / 8000 lumens Systems) 4 Four LED Rows (Only 12000 lumens System)	830 80+CRI / 3000K Color Temp. 835 80+CRI / 3500K Color Temp. 840 80+CRI / 4000K Color Temp. 850 80+CRI / 5000K Color Temp. *Additional Color Temp. Available
<p>Standard options for MCR720 shown above. For additional options, including lumen packages, controls, lenses, switches, finishes, and more, visit www.lalighting.com/resources or contact customer service.</p>												

SYSTEM DATA

THESE ARE THE MOST POPULAR LUMEN PACKAGES. PLEASE CONSULT FACTORY FOR ADDITIONAL SYSTEM DATA.

NOMINAL SIZE	LED LUMEN PACKAGE	OPTICAL OPTION	CRI / CCT	DELIVERED LUMENS	SYSTEM WATTS	LUMINAIRE EFFICACY	FLUORESCENT / HID / CFL EQUIVALENT	IES FILES
2' x 2'	2000 lm	PA2	840	1642 lm	15.7 W	104.4 lm/W	2-F17T8, 1-F24T5HO, 1-BX40	*
	2000HE lm	PA2	840	1557 lm	12.7 W	122.7 lm/W	2-F17T8, 1-F24T5HO, 1-BX40	*
	3000 lm	PA2	840	2407 lm	24.3 W	99.0 lm/W	3-F17T8, 1-BX55	*
	3000HE lm	PA2	840	2334 lm	19.2 W	121.3 lm/W	3-F17T8, 1-BX55	*
	4000 lm	PA2	840	3136 lm	33.1 W	94.6 lm/W	4-F17T8, 2-F24T5HO, 100 W (MH), 2-BX40	LA-T3177-1
	4000HE lm	PA2	840	3100 lm	25.9 W	119.6 lm/W	4-F17T8, 2-F24T5HO, 100 W (MH), 2-BX40	*
	6000 lm	PA2	840	4482 lm	52.3 W	85.7 lm/W	6-F17T8, 3-F24T5HO, 2-BX55	*
	6000HE lm	PA2	840	4599 lm	39.6 W	116.0 lm/W	6-F17T8, 3-F24T5HO, 2-BX55	*
	8000 lm	PA2	840	6054 lm	53.8 W	112.5 lm/W	4-F24T5HO, 175 W (MH), 4-BX40	*
	12000 lm	PA2	840	8899 lm	100.5 W	88.5 lm/W	6-F24T5HO, 250 W (MH), 4-BX55	*
	12000HE lm	PA2	840	9172 lm	79.3 W	115.7 lm/W	6-F24T5HO, 250 W (MH), 4-BX55	*

NOTE:

System data above is based on 120V input voltage.

Actual performance may differ as a result of end-user environment and application.

This fixture has been tested and listed in accordance with UL Standards. L.A. Lighting certifies that it will operate safely when installed properly, and within an ambient temperature range from -20°C to 35°C.

Additional lumen packages and color temperatures available.



Los Angeles Lighting Mfg. Co.

Contact Us
T: 626-454-8300 10141 Olney Street
F: 626-454-8399 El Monte, CA 91731
www.lalighting.com Made in the USA



Due to continued product improvements and enhancements, Los Angeles Lighting Manufacturing Company reserves the right to alter specifications, dimensions, data, and/or materials without notice. Please visit our website to view the most current information.

© 2022 LOS ANGELES LIGHTING MANUFACTURING CO. ALL RIGHTS RESERVED.

Revised: 07/10/23



MADE IN THE USA
BAA Compliant

OPTICAL OPTIONS

STANDARD LENSES FOR MCR720

PA2	Clear Prismatic Acrylic, Nom. 0.125 OA Thickness, Female Prisms 3/16 Square Base
FPA2	Frosted Prismatic Acrylic, Nom. 0.125 OA Thickness

ADDITIONAL AVAILABLE LENSES

(Not all optics suitable for fixture. Please consult factory to ensure selected optical option suits fixture. Please consult factory regarding any optical options not shown)

EXTRUDED PRISMATIC PATTERNS

PA	Clear Prismatic Acrylic, No Thickness Specified, Female Prisms 3/16 Square Base
PA3	Clear Prismatic Acrylic, Min. 0.125 OA Thickness, Female Prisms 3/16 Square Base
PA8	Clear Prismatic Acrylic, Nom. 0.187 OA Thickness, Female Prisms 3/16 Square Base
P15	Clear Prismatic Acrylic, Nom. 0.200 OA Thickness, Female Prisms 3/8 Square Base
P195	Clear Prismatic Acrylic, Nom. 0.150 OA Thickness, Male Conical Prisms 3/16 Square Base
P198	Clear Prismatic Acrylic, Nom. 0.187 OA Thickness, Male Conical Prisms 3/16 Square Base
PWA2	White Prismatic Acrylic, Nom. 0.125 OA Thickness, Female Prisms 3/16 Square Base
P3E	3E Batwing Pattern Lens
P195RF	Clear Prismatic Acrylic, 19 Shunts Radio Frequencies To Ground, Nom. 0.150 OA Thickness
PA2UV	Clear Prismatic Acrylic, UV Blocking, Nom. 0.125 OA Thickness

FLAT DIFFUSERS

FWA	Flat White Acrylic, No Thickness Specified, Stippled Finish	FWA2	Flat White Acrylic, Nom. 0.125 Thickness, Stippled Finish
FFA	Frosted Flat Acrylic, No Thickness Specified	FFA2	Frosted Flat Acrylic, Nom. 0.125 Thickness
CA8	Clear Acrylic, Nom. 0.187 OA Thickness	CA	Clear Acrylic, No Thickness Specified
		CA2	Clear Acrylic, Nom. 0.125 OA Thickness

HIGH IMPACT

VL25	Clear Polycarbonate, Nom. 0.125 Thickness with 0.125 Clear Prismatic Acrylic Overlay
VL37	Clear Polycarbonate, Nom. 0.250 Thickness with 0.125 Clear Prismatic Acrylic Overlay
CPC2	Clear Polycarbonate, Nom. 0.125 OA Thickness
CPC8	Clear Polycarbonate, Nom. 0.187 OA Thickness
PPC8	Clear Prismatic Polycarbonate, Nom. 0.187 OA Thickness, Female Prisms 3/16 Square Base
DRP3	High Impact Clear Prismatic Acrylic, Min. 0.125 OA Thickness, Female Prisms 3/16 Square Base
DRP2	High Impact Clear Prismatic Acrylic, Nom. 0.125 OA Thickness, Female Prisms 3/16 Square Base
DRP8	High Impact Clear Prismatic Acrylic, Nom. 0.187 OA Thickness, Female Prisms 3/16 Square Base
PPC2	Clear Prismatic Polycarbonate, Nom. 0.125 OA Thickness, Female Prisms 3/16 Square Base

DOOR FRAME

CROSS SECTION



FS W

FINISHES
W White Enamel
B Black Enamel
N Natural Anodized Aluminum (Only FA / RA / styles)

STYLES
FS Flat Steel (with internal frame rail)
FA Flat Extruded Aluminum
RA 5/8" Regressed Extruded Aluminum

FEATURES

- Inverted Lens
- T-Hinges and Positive Spring Loaded Latches
- Sealed with Neoprene Gasket
- Light Stop Covers Installed
- Internal Frame Rail



Los Angeles Lighting Mfg. Co.

Contact Us
 T: 626-454-8300 10141 Olney Street
 F: 626-454-8399 El Monte, CA 91731
 www.lalighting.com Made in the USA



Due to continued product improvements and enhancements, Los Angeles Lighting Manufacturing Company reserves the right to alter specifications, dimensions, data, and/or materials without notice. Please visit our website to view the most current information.

© 2022 LOS ANGELES LIGHTING MANUFACTURING CO. ALL RIGHTS RESERVED.

Revised: 07/10/23

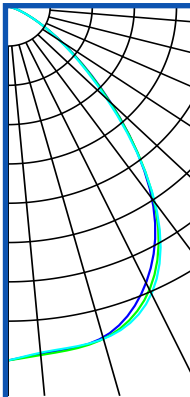
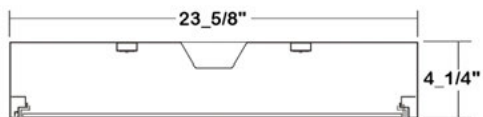


MADE IN THE USA
 BAA Compliant

PHOTOMETRIC DATA - MCR720 SERIES

MCR720-4-2L-FSW-PA2-DRDM-UNV-2/840

TEST NO.=LA-T3177-1
 LED TYPE=48 LED MODULE
 NO. OF MODULE=2
 SYSTEM WATT (W)=33.1
 CRI ≥ 80
 L70(Hrs.) ≥ 50,000
 PHOTOMETRY TYPE=C



CANDLEPOWER

ANGLE	END	45	CROSS
0	1821	1821	1821
5	1793	1800	1788
15	1763	1771	1771
25	1569	1608	1631
35	1206	1224	1231
45	696	688	671
55	311	306	301
65	110	111	110
75	31	31	30
85	4	4	4
90	0	0	0
95	0	0	0
115	0	0	0
125	0	0	0
135	0	0	0
145	0	0	0
155	0	0	0
165	0	0	0
175	0	0	0
180	0	0	0

ZONAL LUMEN SUMMARY

DEGREES	LUMENS	% LAMP	% FIXTURE
0-30	1415	33.0	45.1
0-40	2183	50.9	69.6
0-60	2989	69.7	95.3
0-90	3135	73.1	100.0
90-120	.03	0.0	0.0
90-150	.03	0.0	0.0
90-180	.03	0.0	0.0
0-180	3136	73.1	100.00

Luminaire Output= 3136 lumens
 Luminaire Efficacy = 94.7 lm/W

SPACING CRITERION

ALONG	ACROSS
1.14	1.17

