



# HID TO LED CROSS REFERENCE

## Made in America for America




Established in 1988, LA Lighting designs and manufactures energy efficient, specification grade LED and Fluorescent lighting fixtures for commercial and industrial applications. LA Lighting has a broad range of standard fixtures along with custom capabilities to meet any job requirement and lead time. All of our fixtures are manufactured in El Monte, California.



**Fixture mounting height, On-center spacing and other factors will affect the LED lumens needed. Please contact your local LA Lighting representative for further assistance.**

**OPEN/ENCLOSED HIGHBAY- LED**

HBN100-8-4L  
HBN100-12-4L  
HBN100-16-4L  
HBN100-24-8L



**OPEN/ENCLOSED HIGHBAY- LED**

HBN200-16-4L  
HBN200-24-4L  
HBN200-36-8L  
HBN200-48-8L




**RUGGED GYM HIGHBAY- LED**

HBI600-12-4L  
HBI600-16-4L  
HBI600-24-4L



**WET LOCATION HIGHBAY - LED**

HBI800-12-4L  
HBI800-16-4L  
HBI800-24-4L




HID Type	Lamp Wattage	LED Lumens
MH	100	4000
MH	150	8000
MH	175	8000
MH	250	12000
MH	400	16000 / 24000
MH	750	36000
MH	1000	48000 / 60000
HPS	100	4000
HPS	150	8000
HPS	200	12000
HPS	250	12000
HPS	400	16000
HPS	1000	48000




**FULL BODY LENSED HIGHBAY - LED**

EBY150-8-4L  
EBY150-12-4L  
EBY150-16-4L  
EBY150-24-4L




**FULL BODY LENSED HIGHBAY - LED**

EBY350-24-4L  
EBY350-36-4L



**CANOPY - LED**

BCL100-3  
BCL100-4




**WET LOCATION - VAPOR TIGHT - LED**

CIT400-8-4L  
CIT400-12-4L  
CIT400-16-4L  
CIT400-24-4L



**WET LOCATION - VAPOR TIGHT - LED**

CIT200-4-4L  
CIT200-6-4L  
CIT200-8-8L  
CIT200-12-8L



*DesignLights Consortium® (DLC) qualified product. Not all versions of these products may be DLC Premium qualified. Please check the DLC website to confirm which versions are qualified. [www.designlights.org/QPL](http://www.designlights.org/QPL)*