



SURFACE MOUNT LED

MIC 120 (2X4) SERIES (2X2 AVAILABLE)

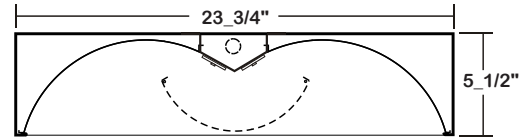
INDIRECT / DIRECT ILLUMINATED CENTER BASKET LUMINAIRE

DATE	
JOB	

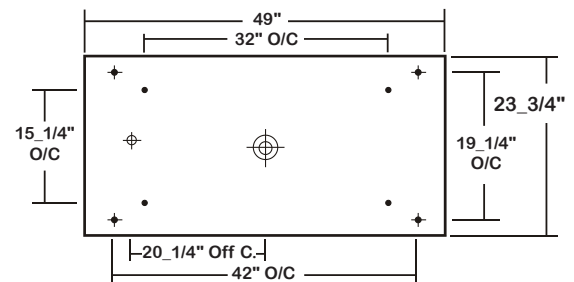
WWW.LALIGHTING.COM
626-454-8300

SURFACE MOUNTED LED LUMINAIRE

DIMENSIONS



- 3/8" K.O.
- ◆ 11/16" STEM MTG. K.O.
- ⊕ 7/8" OFFSET K.O.
- ⊕ 2" K.O.



APPLICATIONS

- Commercial, Office, Classroom

FEATURES

- 0-10V dimming driver standard (See DRIVER OPTIONS for other dimming types)
- Supports California Title 24 compliance

OPTIONS

- Full customization available upon request
- Additional lumen packages and color temperatures available
- Wireless control options available (See SENSOR OPTIONS for wireless controls)
- Frosted acrylic / linear pattern available
- Custom colors available (See CUSTOM COLORS for standard and custom options)
- Emergency battery pack available (See BATTERY PACK OPTIONS for battery pack options)
- Tunable white available (2700K-6500K)

SPECIFICATIONS

CONSTRUCTION

- 22 ga. cold rolled steel housing (20 ga. housing available as specified)

FINISH

- Baked white powder coated finish / painted after fabrication / minimum reflectance 90%
- Reflectors: high reflectance low gloss matte white finish

OPTICAL

- Perforated center-mount steel basket with white acrylic overlay with polyethylene protective trim

ELECTRICAL

- High efficiency drivers coupled with long-life LEDs
- Service life greater than 100,000 hours (L70)
- Universal voltage 120V through 277V (347V / 480V available)
- Power Factor (PF) ≥ 0.9
- Total Harmonic Distortion (THD) ≤ 20%

LISTING

- UL USA and Canada listed / suitable for damp locations

WARRANTY

- 5-year limited warranty



Los Angeles Lighting Mfg. Co.
Headquarters
10141 Olney Street
El Monte, CA 91731
Made in the USA

Contact Us
T: 626-454-8300
F: 626-454-8399
www.lalighting.com



Due to continued product improvements and enhancements, Los Angeles Lighting Manufacturing Company reserves the right to alter specifications, dimensions, data, and/or materials without notice. Please visit our website to view the most current information.

MADE IN THE U.S.A.

Revised 08-19-19

WARNING

ORDERING INFORMATION

EXAMPLE: MIC120-8-4L-PDA-BPL1.5-DRDM-UNV-2/840

SERIES	LED LUMEN PACKAGE	EFFICACY	NOMINAL LENGTH	COLOR	OPTICAL	ELECTRICAL	DRIVER	VOLTAGE	# OF LED ROW	CRI / CCT
MIC120			4L				DRDM	UNV	2	
MIC120 Indirect / Direct Illuminated Center Basket LED Luminaire	2 Nom. 2000 Lumens 4 Nom. 4000 Lumens 6 Nom. 6000 Lumens 8 Nom. 8000 Lumens *Additional Lumen Packages Available	(Blank) Standard HE High Efficacy	4L 2X4	BLK Matte Black CS Camaro Silver BZ Statuary Bronze *Leave Blank for White Standard <i>See <u>CUSTOM COLORS</u> for <u>Options</u></i>	PDA Perforated Steel Basket with White Acrylic Overlay with Polyethylene Protective Trim F/LP Frosted Acrylic / Linear Pattern	BPL1.5 Emergency Battery Pack, Nom. 1500 lm <i>See <u>BATTERY PACK OPTIONS</u> for <u>Options</u></i> WLC(LED RU) EnOcean Wireless Control <i>See <u>SENSOR OPTIONS</u> for <u>Options</u></i> *Leave Blank if Not Specified <i>Additional Electrical Options</i>	DRDM 0-10V Dimming Driver <i>See <u>DRIVER OPTIONS</u> for <u>Options</u></i>	UNV 120V-277V <i>See <u>DRIVER OPTIONS</u> for <u>Options</u></i>	2 Two LED Rows	830 80+CRI / 3000K Color Temp. 835 80+CRI / 3500K Color Temp. 840 80+CRI / 4000K Color Temp. 850 80+CRI / 5000K Color Temp. *Additional Color Temp. Available

SYSTEM DATA

THESE ARE THE MOST POPULAR LUMEN PACKAGES. PLEASE CONSULT FACTORY FOR ADDITIONAL SYSTEM DATA.

LED LUMEN PACKAGE	NORMAL AMBIENT TEMPERATURE PRODUCT CODE	DELIVERED LUMENS	SYSTEM WATTS	LUMINAIRE EFFICACY	AMBIENT TEMP.	FLUORESCENT EQUIVALENT	IES FILES
2000 Lumens (Nominal)	MIC120-2-4L-PDA-DRDM-UNV-2/840	1565 lm	15.2 W	130.0 lm/W	-20°C / 35°C	1-F32T8	*
4000 Lumens (Nominal)	MIC120-4-4L-PDA-DRDM-UNV-2/840	2817 lm	28.5 W	98.8 lm/W	-20°C / 35°C	2-F32T8, 1-F54T5HO	LA-T3284-4
6000 Lumens (Nominal)	MIC120-6-4L-PDA-DRDM-UNV-2/840	4258 lm	42.1 W	101.1 lm/W	-20°C / 35°C	3-F32T8	LA-T3401-3
8000 Lumens (Nominal)	MIC120-8-4L-PDA-DRDM-UNV-2/840	5654 lm	58.6 W	96.5 lm/W	-20°C / 35°C	4-F32T8, 2-F54T5HO	LA-T3407-3

LED LUMEN PACKAGE	NORMAL AMBIENT TEMPERATURE (HIGH EFFICACY) PRODUCT CODE	DELIVERED LUMENS	SYSTEM WATTS	LUMINAIRE EFFICACY	AMBIENT TEMP.	FLUORESCENT EQUIVALENT	IES FILES
2000 Lumens (Nominal)	MIC120-2HE-4L-PDA-DRDM-UNV-2/840	1508 lm	12.3 W	122.5 lm/W	-20°C / 35°C	1-F32T8	*
4000 Lumens (Nominal)	MIC120-4HE-4L-PDA-DRDM-UNV-2/840	2140 lm	17.4 W	123.2 lm/W	-20°C / 35°C	2-F32T8, 1-F54T5HO	*
6000 Lumens (Nominal)	1-MIC120-6KHE-4L-PDA-1DRDM-UNV-2/835*	4113 lm	41.6 W	99.0 lm/W	-20°C / 35°C	3-F32T8	*
	1-MIC120-6KHE-4L-PDA-1DRDM-UNV-2/840*	4338 lm	42.3 W	102.6 lm/W	-20°C / 35°C		*
	MIC120-6HE-4L-PDA-DRDM-UNV-2/840	4283 lm	35.7 W	120.1 lm/W	-20°C / 35°C		*
8000 Lumens (Nominal)	MIC120-8HE-4L-PDA-DRDM-UNV-2/840	5460 lm	46.4 W	177.7 lm/W	-20°C / 35°C	4-F32T8, 2-F54T5HO	*

NOTE: System data is based on 120V input voltage. DLC system data* based on DLC testing parameters. Actual performance may differ as a result of end-user environment and application.

This fixture has been tested and listed in accordance with UL Standards. L.A. Lighting certifies that it will operate safely when installed properly, and within an ambient temperature range noted in the system data table.

Additional lumen packages and color temperatures available.

Due to constant updates on this product, please visit the [DLC QPL Website](#) for the most accurate system data and information.



PERFORMANCE DATA

[VIEW LIGHTING FACTS](#)

[VIEW PHOTOMETRICS](#)



Los Angeles Lighting Mfg. Co.
Headquarters
10141 Olney Street
El Monte, CA 91731
Made in the USA

Contact Us
T: 626-454-8300
F: 626-454-8399
www.lalighting.com



Due to continued product improvements and enhancements, Los Angeles Lighting Manufacturing Company reserves the right to alter specifications, dimensions, data, and/or materials without notice. Please visit our website to view the most current information.

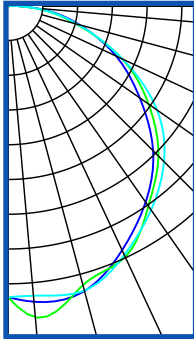
MADE IN THE U.S.A.

Revised 08-19-19
WARNING

PHOTOMETRIC DATA - MIC120 SERIES (4FT)

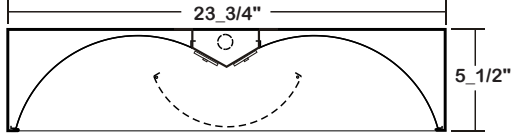
MIC120-4-4L-PDA-1DRDM-UNV-2/840

TEST NO.=LA-T3284-4
 LED TYPE= 48 LED MODULE
 NO. OF MODULE=4
 SYSTEM WATT (W)=28.5
 CRI ≥ 80
 L70(Hrs.) ≥ 50,000
 PHOTOMETRY TYPE=C



CANDLEPOWER			
ANGLE	END	45	CROSS
0	880	880	880
5	898	945	879
15	892	873	891
25	815	837	831
35	724	739	753
45	619	642	666
55	486	518	549
65	360	381	382
75	223	212	218
85	83	77	78
90	4	6	6
95	0	0	0
105	0	0	0
115	0	0	0
125	0	0	0
135	0	0	0
145	0	0	0
155	0	0	0
165	0	0	0
175	0	0	0
180	0	0	0

ZONAL LUMEN SUMMARY			
DEGREES	LUMENS	% LAMP	% FIXTURE
0-30	722	17	26
0-40	1186	29	42
0-60	2148	52	76
0-90	2816	68	100
90-120	0.0	0.0	0.0
90-150	0.0	0.0	0.0
90-180	0.0	0.0	0.0
0-180	2817	68	100



Luminaire Output = 2817.5 lumens
 Luminaire Efficacy = 98.9 lm/W
 Luminaire Efficiency = 68.3%

SPACING CRITERION	
ALONG	ACROSS
1.26	1.30

This Space is intentionally left blank.

This Space is intentionally left blank.

This Space is intentionally left blank.

