



# SECURITY LED

## FSE 120 (2X4) SERIES (2X2 AVAILABLE)

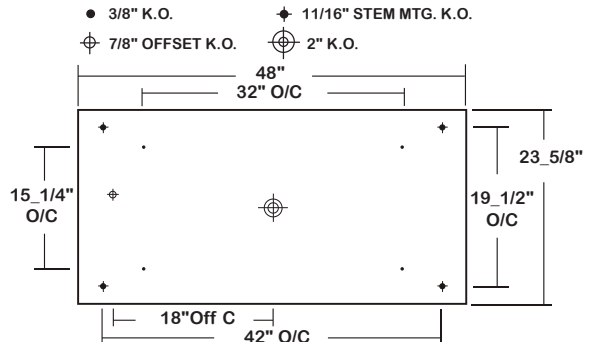
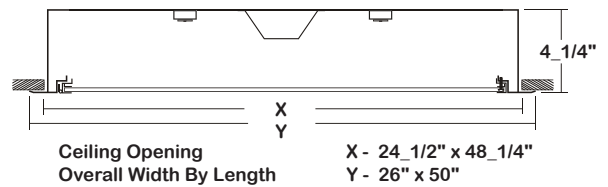
HIGH IMPACT TRIM FLANGED SECURITY LUMINAIRE

DATE	
JOB	

WWW.LALIGHTING.COM  
626-454-8300

### RECESSED MOUNTED TRIM FLANGED SECURITY LED LUMINAIRE

### DIMENSIONS



### APPLICATIONS

- Security, Office, Classroom, Vandal Resistant Areas, Public Areas, Commercial

### FEATURES

- 0-10V dimming driver standard (See *DRIVER OPTIONS* for other dimming types)
- Supports California Title 24 compliance

### OPTIONS

- Full customization available upon request
- Additional lumen packages and color temperatures available
- Controls and sensors available (See *SENSOR OPTIONS* for controls and sensors)
- Wireless control options available (See *SENSOR OPTIONS* for wireless controls)
- Variety of lenses available (See *OPTICAL OPTIONS* for lenses)
- Emergency battery pack available (See *BATTERY PACK OPTIONS* for battery pack options)
- Hanger yokes available (See *ACCESSORIES* for details)

### SPECIFICATIONS

#### CONSTRUCTION

- 20 ga. cold rolled steel welded housing
- 20 ga. cold rolled steel door frame secured by stainless steel piano hinge and 2 captive stainless steel tamper proof screws
- Inner frame lens retainer rail
- 18 ga. cold rolled steel trim flange welded to housing
- One way polyurethane gasket standard (See *GASKET* for gasket options)

#### FINISH

- Baked white powder coated finish / painted after fabrication / minimum reflectance 90%
- Trim flange: painted after fabrication

#### OPTICAL

- High impact clear prismatic acrylic lens (nominal 0.187) standard

#### ELECTRICAL

- High efficiency drivers coupled with long-life LEDs
- Service life greater than 50,000 hours (L70)
- Universal voltage 120V through 277V (347V / 480V available)
- Power Factor (PF) ≥ 0.9
- Total Harmonic Distortion (THD) ≤ 20%

#### LISTING

- UL USA and Canada listed / suitable for damp locations

#### WARRANTY

- 5-year limited warranty



**Los Angeles Lighting Mfg. Co.**  
Headquarters  
10141 Olney Street  
El Monte, CA 91731  
Made in the USA

Contact Us  
T: 626-454-8300  
F: 626-454-8399  
www.lalighting.com



Due to continued product improvements and enhancements, Los Angeles Lighting Manufacturing Company reserves the right to alter specifications, dimensions, data, and/or materials without notice. Please visit our website to view the most current information.

**MADE IN THE U.S.A.**

Revised 01-09-19

**WARNING**

ORDERING INFORMATION

EXAMPLE: FSE120-6-4L-FSW-DRP8-BPL10-1DRDM-UNV-2/840

SERIES	LED LUMEN PACKAGE	EFFICACY	NOMINAL LENGTH	DOOR FRAME	OPTICAL	MECHANICAL	ELECTRICAL	DRIVER	VOLTAGE	# OF LED ROW	CRI / CCT
FSE120			4L	FSW				1DRDM	UNV	2	
FSE120 High Impact Trim Flanged Security LED Luminaire	2 Nom. 2000 Lumens 4 Nom. 4000 Lumens 6 Nom. 6000 Lumens 8 Nom. 8000 Lumens 12 Nom. 12000 Lumens  *Additional Lumen Packages Available	(Blank) Standard  HE High Efficacy	4L 2' x 4'	FSW Flat Steel White Enamel Door Frame  See DOOR FRAME for Options	DRP8 High Impact Clear Prismatic Acrylic Nominal 0.187  DRP2 High Impact Clear Prismatic Acrylic Nominal 0.125  PPC2 Clear Prismatic Polycarbonate Nominal 0.125  See OPTICAL OPTIONS for Options	GSKN1 One-Way Neoprene Gasket  *Leave Blank if Not Specified  See GASKET for Options  Additional Mechanical Options	BPL10 Emergency Battery Pack, Constant 10W Nom. 1500 lm  See BATTERY PACK OPTIONS for Options  MSxx Motion Sensor  WLC(LED RU) EnOcean Wireless Control  See SENSOR OPTIONS for Options  *Leave Blank if Not Specified  Additional Electrical Options	1DRDM 0-10V One Dimming Driver  See DRIVER OPTIONS for Options	UNV 120V-277V  See DRIVER OPTIONS for Options	2 Two LED Rows	830 80+CRI / 3000K Color Temp.  835 80+CRI / 3500K Color Temp.  840 80+CRI / 4000K Color Temp.  850 80+CRI / 5000K Color Temp.  *Additional Color Temp. Available

SYSTEM DATA

THESE ARE THE MOST POPULAR LUMEN PACKAGES. PLEASE CONSULT FACTORY FOR ADDITIONAL SYSTEM DATA.

LED LUMEN PACKAGE	NORMAL AMBIENT TEMPERATURE PRODUCT CODE	DELIVERED LUMENS	SYSTEM WATTS	LUMINAIRE EFFICACY	AMBIENT TEMP.	FLUORESCENT EQUIVALENT	IES FILES
2000 Lumens (Nominal)	FSE120-2-4L-DRP8-1DRDM-UNV-2/840	1763 lm	15.2 W	116.0 lm/W	-20°C / 35°C	1-F32T8	*
4000 Lumens (Nominal)	FSE120-4-4L-DRP8-1DRDM-UNV-2/840	3491 lm	31.4 W	111.0 lm/W	-20°C / 35°C	2-F32T8, 1-F54T5HO	*
6000 Lumens (Nominal)	FSE120-6-4L-DRP8-1DRDM-UNV-2/840	5119 lm	46.8 W	109.5 lm/W	-20°C / 35°C	3-F32T8	<a href="#">LA-T3180-4</a>
8000 Lumens (Nominal)	FSE120-8-4L-DRP8-1DRDM-UNV-2/840	6669 lm	66.7 W	100.0 lm/W	-20°C / 35°C	4-F32T8, 2-F54T5HO	*
12000 Lumens (Nominal)	FSE120-12-4L-DRP8-1DRDM-UNV-2/840	9533 lm	104.6 W	91.1 lm/W	-20°C / 35°C	6-F32T8, 3-F54T5HO	*

LED LUMEN PACKAGE	NORMAL AMBIENT TEMPERATURE (HIGH EFFICACY) PRODUCT CODE	DELIVERED LUMENS	SYSTEM WATTS	LUMINAIRE EFFICACY	AMBIENT TEMP.	FLUORESCENT EQUIVALENT	IES FILES
2000 Lumens (Nominal)	FSE120-2HE-4L-DRP8-1DRDM-UNV-2/840	1635 lm	12.6 W	130.2 lm/W	-20°C / 35°C	1-F32T8	*
4000 Lumens (Nominal)	FSE120-4HE-4L-DRP8-1DRDM-UNV-2/840	3310 lm	25.4W	130.4 lm/W	-20°C / 35°C	2-F32T8, 1-F54T5HO	*
6000 Lumens (Nominal)	FSE120-6HE-4L-DRP8-1DRDM-UNV-2/840	4961 lm	38.5 W	128.9 lm/W	-20°C / 35°C	3-F32T8	*
8000 Lumens (Nominal)	FSE120-8HE-4L-DRP8-1DRDM-UNV-2/840	6589 lm	51.8 W	127.1 lm/W	-20°C / 35°C	4-F32T8, 2-F54T5HO	*
12000 Lumens (Nominal)	FSE120-12HE-4L-DRP8-1DRDM-UNV-2/840	9776 lm	44.9 W	123.3 lm/W	-20°C / 35°C	6-F32T8, 3-F54T5HO	*

NOTE: System data is based on 120V input voltage. Actual performance may differ as a result of end-user environment and application.

This fixture has been tested and listed in accordance with UL Standards. L.A. Lighting certifies that it will operate safely when installed properly, and within an ambient temperature range noted in the system data table.

Additional lumen packages and color temperatures available.

PERFORMANCE DATA

[VIEW PHOTOMETRICS](#)



Los Angeles Lighting Mfg. Co.  
Headquarters  
10141 Olney Street  
El Monte, CA 91731  
Made in the USA  
Contact Us  
T: 626-454-8300  
F: 626-454-8399  
www.lalighting.com



Due to continued product improvements and enhancements, Los Angeles Lighting Manufacturing Company reserves the right to alter specifications, dimensions, data, and/or materials without notice. Please visit our website to view the most current information.

MADE IN THE U.S.A.

Revised 01-09-19

**WARNING**

**SENSOR OPTIONS**

**HIGH FREQUENCY - INTERNALLY MOUNTED BEHIND FIXTURE LENS**

**MSHPC - Motion Sensor High Frequency (Microwave) with Photocell Option**

- Super high frequency motion sensor (also known as microwave sensor) which detects movement when installed behind low density fixture materials, such as polycarbonate, acrylic and glass diffusers
- Holds lights OFF when sufficient daylight is present regardless of motion detection
- Selectable sensitivity and detection area
- Universal Voltage (120V-277V)
- Photocell is disabled by default

**MSH - Motion Sensor High Frequency (Microwave)**

- Super high frequency motion sensor (also known as microwave sensor) which detects movement when installed behind low density fixture materials, such as polycarbonate, acrylic and glass diffusers
- Turns light ON/OFF based on motion detection
- Universal Voltage (120V-277V)

**MSHPCD - Motion Sensor High Frequency (Microwave) with Photocell Dimming Option**

- Super high frequency motion sensor (also known as microwave sensor) which detects movement when installed behind low density fixture materials, such as polycarbonate, acrylic and glass diffusers
- Holds lights OFF when sufficient daylight is present regardless of motion detection
- Variably dims output to desired preset level and stand-by period when unoccupied (full on with motion)
- Selectable sensitivity and detection area
- Universal Voltage (120V-277V)
- Photocell dimming is disabled by default



**CONTROLS AND SENSORS**

**WLC(LED RU) - EnOcean® LED Relay Zone Controller**

- Supports a single LED fixture or multiple daisy chained LED fixtures
- Module installed inside lighting fixture

**ESRPW-W-EO - EnOcean® Rocker Switch – Single – Surface Mount**

- Wireless single rocker switch with mounting plate
- No batteries needed

**EDRPW-W-EO - EnOcean® Rocker Switch – Double – Surface Mount**

- Wireless double rocker switch with mounting plate
- No batteries needed

**S3054-N300 - EnOcean® Navigan NWC 300U – Commissioning Tool**

- Navigan Wireless Commissioner is used to configure EnOcean controllers & sensors
- It can be used to define link tables, change parameters/settings, and to edit & store projects
- Configuration settings can be saved and cloned to enable quick configuration
- Connectivity is through the NWC 300U USB Stick

**EOSWU-W-EO - EnOcean® Occupancy Sensor – Wall Mount**

- Wireless wall mounted occupancy sensor
- Solar powered - no batteries needed (coin battery operated in low light conditions)
- PIR motion sensor with both wide angle (50') and long range (100') options
- Mounting height: 6-8 feet

**EOSCU-W-EO - EnOcean® Occupancy Sensor – Ceiling Mount**

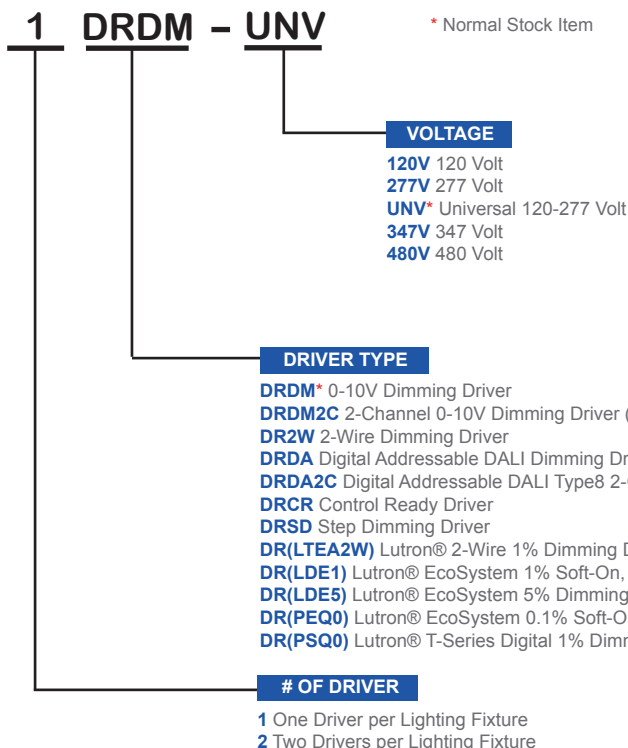
- Wireless ceiling mounted occupancy sensor
- Solar powered - no batteries needed (coin battery operated in low light conditions)
- PIR motion sensor with 360 degree viewing angle lens (34' diameter)
- Mounting height: 7-10 feet

**ELLSU-W-EO - EnOcean® Light Level Sensor – Ceiling Mount**

- Light Level sensor that measures and reports the level of available natural light
- Solar powered - no batteries needed (coin battery operated in low light conditions)
- Enables implementation of daylight harvesting control systems
- Mounting position: At the ceiling, close to ambient light source

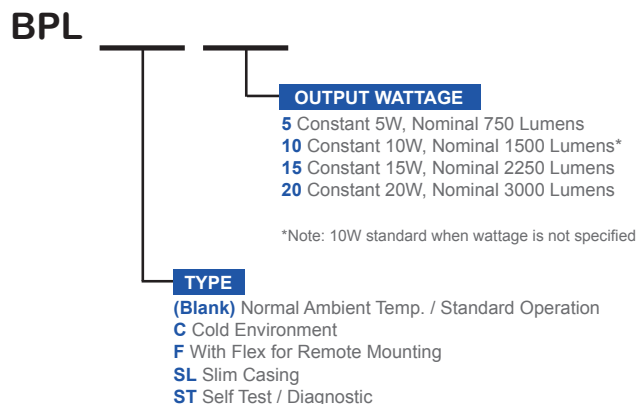
**DRIVER OPTIONS**

PLEASE CONSULT FACTORY TO SEE IF YOUR SELECTED DRIVER OPTION WORKS WITH THIS FIXTURE.



**BATTERY PACK OPTIONS**

PLEASE CONSULT FACTORY TO SEE IF YOUR SELECTED BATTERY PACK OPTION WORKS WITH THIS FIXTURE.



**Los Angeles Lighting Mfg. Co.**  
 Headquarters  
 10141 Olney Street  
 El Monte, CA 91731  
 Made in the USA

Contact Us  
 T: 626-454-8300  
 F: 626-454-8399  
 www.lalighting.com



Due to continued product improvements and enhancements, Los Angeles Lighting Manufacturing Company reserves the right to alter specifications, dimensions, data, and/or materials without notice. Please visit our website to view the most current information.

**MADE IN THE U.S.A.**

Revised 01-09-19

**WARNING**

**OPTICAL OPTIONS**

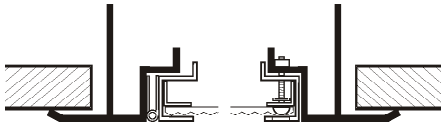
**STANDARD LENSES FOR FSE120**

<b>DRP8</b>	High Impact Clear Prismatic Acrylic, Nom. 0.187 OA Thickness, Female Prisms 3/16 Square Base
<b>DRP2</b>	High Impact Clear Prismatic Acrylic, Nom. 0.125 OA Thickness, Female Prisms 3/16 Square Base
<b>PPC2</b>	Clear Prismatic Polycarbonate, Nom. 0.125 OA Thickness, Female Prisms 3/16 Square Base

[CLICK HERE FOR FULL OPTICAL OPTIONS LIST](#)

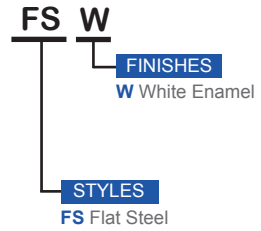
**DOOR FRAME**

CROSS SECTION

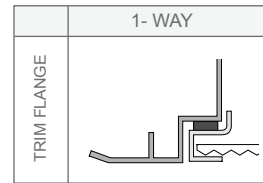
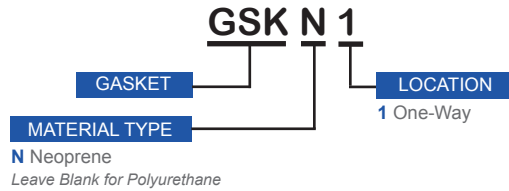


**FEATURES**

- Full Length Piano Hinge
- Two Captive Tamper Proof Screws (Hex Socket with Post)
- Inner Frame Lens Retainer Rail



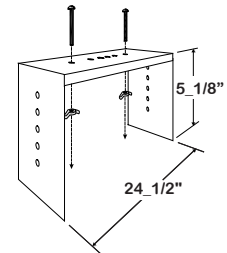
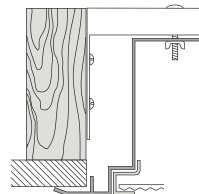
**GASKET**



**ACCESSORIES**

**HS-24\_1/2**

- Hanger Yokes
- Compatible with all types of recessed flanged fixtures
- 1/4 - 20 x 3" machine screws locate into knockout on back of fixture housing
- Two (2) per fixture



**Los Angeles Lighting Mfg. Co.**  
 Headquarters  
 10141 Olney Street  
 El Monte, CA 91731  
 Made in the USA

Contact Us  
 T: 626-454-8300  
 F: 626-454-8399  
 www.lalighting.com



Due to continued product improvements and enhancements, Los Angeles Lighting Manufacturing Company reserves the right to alter specifications, dimensions, data, and/or materials without notice. Please visit our website to view the most current information.

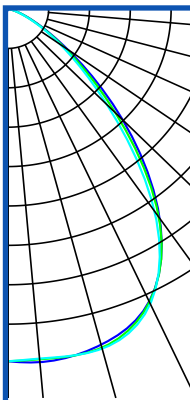
**MADE IN THE U.S.A.**

Revised 01-09-19  
**WARNING**

# PHOTOMETRIC DATA - FSE120 SERIES

## FSE120-6-4L-FSW-DRP8-1DRDM-UNV-2/840

TEST NO.=LA-T3180-4  
 LED TYPE=48 LED MODULE  
 NO. OF MODULE=4  
 SYSTEM WATT (W)=46.8  
 CRI ≥ 80  
 L70(Hrs.) ≥ 50,000  
 PHOTOMETRY TYPE=C

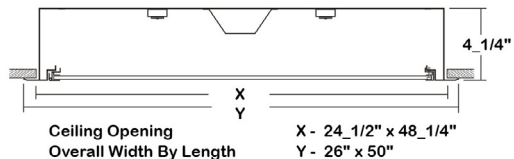


CANDLEPOWER			
ANGLE	END	45	CROSS
0	2792	2792	2792
5	2810	2788	2782
15	2755	2779	2788
25	2559	2564	2579
35	2025	2014	1956
45	1242	1165	1072
55	557	522	491
65	201	188	179
75	54	53	51
85	7	7	6
90	0	0	0
95	0	0	0
115	0	0	0
125	0	0	0
135	0	0	0
145	0	0	0
155	0	0	0
165	0	0	0
175	0	0	0
180	0	0	0

ZONAL LUMEN SUMMARY			
DEGREES	LUMENS	% LAMP	% FIXTURE
0-30	2241	34.0	43.7
0-40	3499	53.2	68.3
0-60	4868	74.0	95.1
0-90	5118	77.8	100.0
90-120	.03	0.0	0.0
90-150	.03	0.0	0.0
90-180	.03	0.0	0.0
0-180	5118	77.8	100.00

Luminaire Output= 5118 lumens  
 Luminaire Efficacy = 109.4 lm/W

SPACING CRITERION	
ALONG	ACROSS
1.20	1.19



**LOS ANGELES LIGHTING MFG. CO.**

10141 OLNEY ST. / EL MONTE, CA 91731

TEL 626-454-8300 | FAX 626-454-8399

[www.lalighting.com](http://www.lalighting.com)