



BAYLIGHTER™ LED

HBV350 SERIES

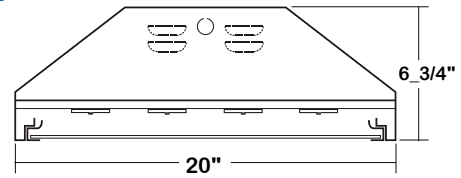
V-SHAPED HIGH BAY LUMINAIRE

DATE	
JOB	

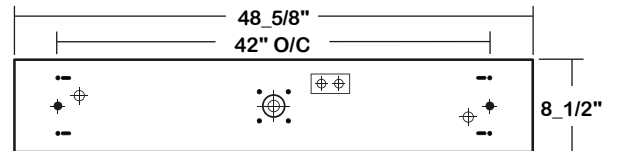
WWW.LALIGHTING.COM
626-454-8300

SURFACE / SUSPENSION / SINGLE-POINT MOUNTED V-SHAPED HIGH BAY LED LUMINAIRE

DIMENSIONS



• V-HOOK • 3/16" K.O. • 11/16" STEM MTG. K.O. • 7/8" OFFSET K.O.
 ⊕ ⊕ ACCESS PLATE ⊕ 2" K.O.



APPLICATIONS

- Commercial, Gymnasium, Warehouse

FEATURES

- 0-10V dimming driver standard (See *DRIVER OPTIONS* for other dimming types)
- Supports California Title 24 compliance
- Safety cables attached to door frame and LED gear tray

OPTIONS

- **High (HT)** ambient temperature version available for extreme temperature ranges (See *SYSTEM DATA* for ranges)
- Full customization available upon request
- Additional lumen packages and color temperatures available
- Controls and sensors available (See *SENSOR OPTIONS* for controls and sensors)
- Custom colors available (See *CUSTOM COLORS* for standard and custom options)
- Variety of lenses available (See *OPTICAL OPTIONS* for lenses)
- No door and lens assembly available
- Emergency battery pack available (See *BATTERY PACK OPTIONS* for battery pack options)
- 11 ga. wire guard available (See *ACCESSORIES* for details)
- Single-point mountable when using pendant mounting adapter and fixture stabilizer (See *ACCESSORIES* for details)
- Cable suspension systems available (See *ACCESSORIES* for details)
- Ceiling spacers available (See *ACCESSORIES* for details)

SPECIFICATIONS

CONSTRUCTION

- 20 ga. cold rolled steel housing with louvered vents for heat removal (0.040 aluminum housing available as specified)
- 20 ga. cold rolled steel door frame secured by T-hinges and positive spring loaded latches
- One way polyurethane gasket available (See *GASKET* for gasket options)

FINISH

- Baked white polyester finish (powder coated finish available) / minimum reflectance 86%

OPTICAL

- Clear prismatic acrylic lens standard

ELECTRICAL

- High efficiency drivers coupled with long-life LEDs
- Service life greater than 50,000 hours (L70)
- Universal voltage 120V through 277V (347V / 480V available)
- Power Factor (PF) ≥ 0.9
- Total Harmonic Distortion (THD) ≤ 20%

LISTING

- UL USA and Canada listed / suitable for damp locations

WARRANTY

- 5-year limited warranty

INSTALLATION NOTE:

- Must be spaced minimum 1_1/2" from ceiling when surface mounted (only for 32000 / 36000 lumens Systems)



Los Angeles Lighting Mfg. Co.
 Headquarters
 10141 Olney Street
 El Monte, CA 91731
 Made in the USA

Contact Us
 T: 626-454-8300
 F: 626-454-8399
 www.lalighting.com



Due to continued product improvements and enhancements, Los Angeles Lighting Manufacturing Company reserves the right to alter specifications, dimensions, data, and/or materials without notice. Please visit our website to view the most current information.

ORDERING INFORMATION

EXAMPLE: HBV350-32-4L-PA2-BPL10-1DRDM-UNV-4/850

SERIES	LED LUMEN PACKAGE	EFFICACY	NOMINAL LENGTH	OPTICAL	MECHANICAL	ELECTRICAL	DRIVER	VOLTAGE	# OF LED ROW	CRI / CCT
HBV350			4L				1DRDM	UNV	4	
HBV350 V-Shaped High Bay LED Luminaire (Normal Ambient Temperature Version)	24 Nom. 24000 Lumens 32 Nom. 32000 Lumens *Additional Lumen Packages Available	(Blank) Standard HE High Efficacy (Only 24000 lumens System)	4L 4'	PA2 Clear Prismatic Acrylic Nom. 0.125 PA Clear Prismatic Acrylic FPA2 Frosted Prismatic Acrylic Nom. 0.125 XX No Door & Lens Assembly See <u>OPTICAL OPTIONS for Options</u>	GSKNx Neoprene Gasket See <u>GASKET for Options</u> HUB Aluminum Die Cast Hub (Safety Cable Set Included) SMA Pendant Mounting Adapter (Safety Cable Set Included) STA Fixture Stabilizer WG11 11 ga. Wire Guard *Leave Blank if Not Specified See <u>Additional Mechanical Options</u>	BPL10 Emergency Battery Pack, Constant 10W Nom. 1500 lm See <u>BATTERY PACK OPTIONS for Options</u> MSxx Motion Sensor See <u>SENSOR OPTIONS for Options</u> *Leave Blank if Not Specified <u>Additional Electrical Options</u>	1DRDM 0-10V One Dimming Driver See <u>DRIVER OPTIONS for Options</u>	UNV 120V-277V See <u>DRIVER OPTIONS for Options</u>	4 Four LED Rows 835 80+CRI / 3500K Color Temp. 840 80+CRI / 4000K Color Temp. 850 80+CRI / 5000K Color Temp. *Additional Color Temp. Available	

SERIES	LED LUMEN PACKAGE	NOMINAL LENGTH	OPTICAL	MECHANICAL	ELECTRICAL	DRIVER	VOLTAGE	# OF LED ROW	CRI / CCT	AMBIENT TEMP.
HBV350		4L					UNV			HT
HBV350 V-Shaped High Bay LED Luminaire (HT - High Ambient Temperature Version)	24 Nom. 24000 Lumens 36 Nom. 36000 Lumens *Additional Lumen Packages Available	4L 4'	PA2 Clear Prismatic Acrylic Nom. 0.125 PA Clear Prismatic Acrylic FPA2 Frosted Prismatic Acrylic Nom. 0.125 XX No Door & Lens Assembly See <u>OPTICAL OPTIONS for Options</u>	GSKNx Neoprene Gasket See <u>GASKET for Options</u> HUB Aluminum Die Cast Hub (Safety Cable Set Included) SMA Pendant Mounting Adapter (Safety Cable Set Included) STA Fixture Stabilizer WG11 11 ga. Wire Guard *Leave Blank if Not Specified See <u>Additional Mechanical Options</u>	BPL10 Emergency Battery Pack, Constant 10W Nom. 1500 lm See <u>BATTERY PACK OPTIONS for Options</u> MSxx Motion Sensor See <u>SENSOR OPTIONS for Options</u> *Leave Blank if Not Specified <u>Additional Electrical Options</u>	1DRDM 0-10V One Dimming Driver (Only 24000 lumens System) 2DRDM 0-10V Two Dimming Drivers (Only 36000 lumens System) See <u>DRIVER OPTIONS for Options</u>	UNV 120V-277V See <u>DRIVER OPTIONS for Options</u>	2 Two LED Rows (Only 24000 lumens System) 3 Three LED Rows (Only 36000 lumens System)	840 80+CRI / 4000K Color Temp. 850 80+CRI / 5000K Color Temp. *Additional Color Temp. Available	HT High Ambient Temp.

PERFORMANCE DATA

VIEW PHOTOMETRICS



Los Angeles Lighting Mfg. Co.
 Headquarters
 10141 Olney Street
 El Monte, CA 91731
 Made in the USA

Contact Us
 T: 626-454-8300
 F: 626-454-8399
 www.lalighting.com



Due to continued product improvements and enhancements, Los Angeles Lighting Manufacturing Company reserves the right to alter specifications, dimensions, data, and/or materials without notice. Please visit our website to view the most current information.

SYSTEM DATA

THESE ARE THE MOST POPULAR LUMEN PACKAGES. PLEASE CONSULT FACTORY FOR ADDITIONAL SYSTEM DATA.

NOMINAL SIZE	LED LUMEN PACKAGE	CRI / CCT	AMBIENT TEMP.	OPTICAL	DELIVERED LUMENS	SYSTEM WATTS	LUMINAIRE EFFICACY	FLUORESCENT / HID EQUIVALENT	IES FILES
4'	24000 lm	850	HT	PA	21433 lm	152.3 W	140.7 lm/W	6-F54T5HO, 750 W (MH)	LA-T3166
				XX	25189 lm	152.3 W	165.4 lm/W		*
			Normal	PA	20399 lm	201.0 W	101.5 lm/W		LA-T3164
				XX	23815 lm	201.0 W	118.5 lm/W		*
	32000 lm	850	Normal	PA	28481 lm	206.7 W	137.7 lm/W	8-F54T5HO, 750 W (MH)	LA-T3165
				XX	33237 lm	206.7 W	160.8 lm/W		*
	36000 lm	850	HT	PA	32255 lm	228.4 W	141.2 lm/W	9-F54T5HO, 750 W (MH)	LA-T3167
				XX	37783 lm	228.4 W	165.4 lm/W		*

NOTE:

System data above is based on 120V input voltage.

Actual performance may differ as a result of end-user environment and application.

HT: High Ambient Operating Temperature Minimum -30°C / Maximum (please consult factory)

Normal: This fixture has been tested and listed in accordance with UL Standards. L.A. Lighting certifies that it will operate safely when installed properly, and within an ambient temperature range from -20°C to 35°C.

Additional lumen packages and color temperatures available.



Los Angeles Lighting Mfg. Co.
 Headquarters
 10141 Olney Street
 El Monte, CA 91731
 Made in the USA

Contact Us
 T: 626-454-8300
 F: 626-454-8399
 www.lalighting.com



Due to continued product improvements and enhancements, Los Angeles Lighting Manufacturing Company reserves the right to alter specifications, dimensions, data, and/or materials without notice. Please visit our website to view the most current information.

SENSOR OPTIONS

DRY AND DAMP LOCATIONS - HIGH / LOW AISLE MOUNTING APPLICATIONS - END MOUNT

MS - Motion Sensor

- Turns light ON/OFF based on motion detection
- Fixture mounting height 8-45'
- Universal Voltage (120V-277V)
- 480V available

MSSD - Motion Sensor – Step Dimming

- Step-dims light to desired preset level (based on motion detection)
- Used in conjunction with 0-10V Ballast/Driver
- Fixture mounting height 8-45'
- Universal Voltage (120V-277V)

MSPC - Motion Sensor & Photocell

- Holds lights OFF when sufficient daylight is present regardless of motion detection
- Fixture mounting height 8-45'
- Universal Voltage (120V-277V)

MSPCD(ADC) - Motion Sensor & PhotoCell Dimming (Auto Dim Control)

- Variably dims output to desired preset footcandle level through photocell ON/OFF with motion detection
- Used in conjunction with 0-10V Ballast/Driver
- Fixture mounting height 8-45'
- Universal Voltage (120V-277V)

MSPCD(ANL) - Motion Sensor & Photocell Dimming (Auto Night Light)

- Variably dims output to desired footcandles through photocell
- Low setting when unoccupied (full on with motion)
- For 24 hour use
- Used in conjunction with 0-10V Ballast/Driver
- Fixture mounting height 8-45'
- Universal Voltage (120V-277V)

MSPCDR - Motion Sensor & Photocell Dimming (Setup with Remote Control)

- Field adjustable dimming sensor capabilities:
 - Step Dim (HIGH/LOW output)
 - Auto Dim Control (dim to desired footcandles, ON/OFF with motion)
 - Auto Night Light (dim to desired footcandles, LOW without motion)
- Used in conjunction with 0-10V dimming Ballast /Driver
- Holds lights OFF when sufficient daylight is present regardless of motion detection
- Adjustable ramp up and fade down time
- Fixture mounting height 8-40'
- Universal Voltage (120V-277V)
- Remote setup and adjustment with handheld wireless tool (sold separately)

PCS - Photocell Sensor

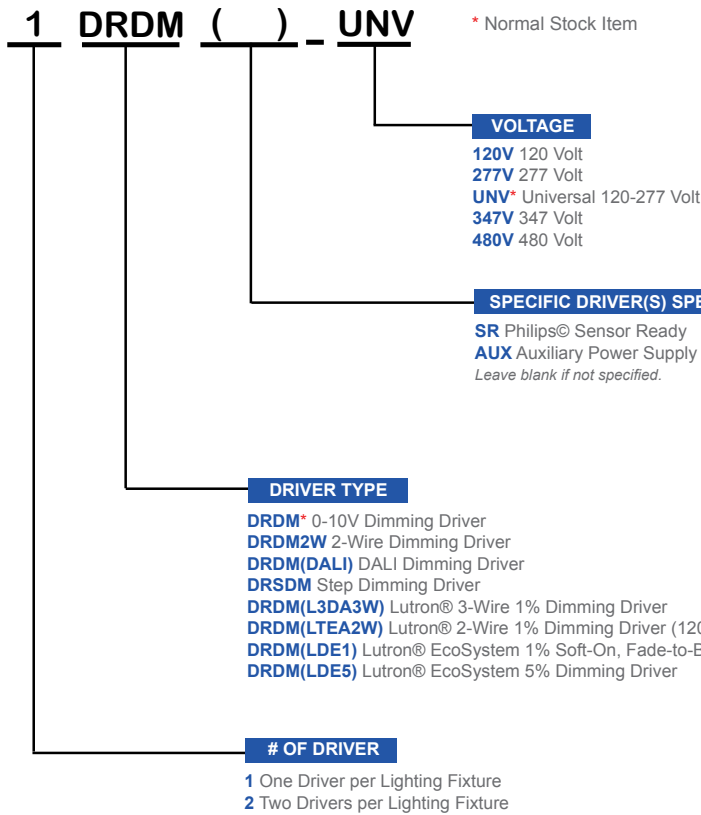
- Turns light ON/OFF based on light levels
- Fixture mounting height 8-45'
- Universal Voltage (120V-277V)

PCD - Photocell Dimming

- Dims output to desired footcandles through photocell
- Used in conjunction with 0-10V Ballast/Driver
- Fixture mounting height 8-45'
- Universal Voltage (120V-277V)

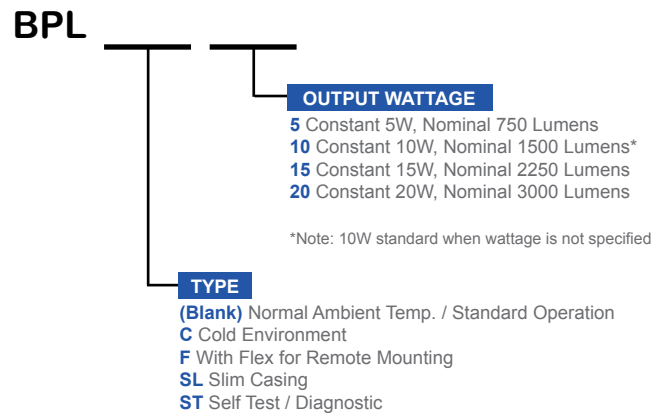
DRIVER OPTIONS

PLEASE CONSULT FACTORY TO SEE IF YOUR SELECTED DRIVER OPTION WORKS WITH THIS FIXTURE.



BATTERY PACK OPTIONS

PLEASE CONSULT FACTORY TO SEE IF YOUR SELECTED BATTERY PACK OPTION WORKS WITH THIS FIXTURE.



Los Angeles Lighting Mfg. Co.
 Headquarters
 10141 Olney Street
 El Monte, CA 91731
 Made in the USA

Contact Us
 T: 626-454-8300
 F: 626-454-8399
 www.lalighting.com



Due to continued product improvements and enhancements, Los Angeles Lighting Manufacturing Company reserves the right to alter specifications, dimensions, data, and/or materials without notice. Please visit our website to view the most current information.

OPTICAL OPTIONS

STANDARD LENSES FOR HBV350

FPA2	Frosted Prismatic Acrylic, Nom. 0.125 OA Thickness
PA	Clear Prismatic Acrylic, No Thickness Specified, Female Prisms 3/16 Square Base
PA2	Clear Prismatic Acrylic, Nom. 0.125 OA Thickness, Female Prisms 3/16 Square Base
CA	Clear Acrylic, No Thickness Specified
DRP2	High Impact Clear Prismatic Acrylic, Nom. 0.125 OA Thickness, Female Prisms 3/16 Square Base
DRP8	High Impact Clear Prismatic Acrylic, Nom. 0.187 OA Thickness, Female Prisms 3/16 Square Base

ADDITIONAL AVAILABLE LENSES

(Not all optics suitable for fixture. Please consult factory to ensure selected optical option suits fixture. Please consult factory regarding any optical options not shown)

EXTRUDED PRISMATIC PATTERNS

PA3	Clear Prismatic Acrylic, Min. 0.125 OA Thickness, Female Prisms 3/16 Square Base
PA8	Clear Prismatic Acrylic, Nom. 0.187 OA Thickness, Female Prisms 3/16 Square Base
P15	Clear Prismatic Acrylic, Nom. 0.200 OA Thickness, Female Prisms 3/8 Square Base
P195	Clear Prismatic Acrylic, Nom. 0.150 OA Thickness, Male Conical Prisms 3/16 Square Base
P198	Clear Prismatic Acrylic, Nom. 0.187 OA Thickness, Male Conical Prisms 3/16 Square Base
PWA2	White Prismatic Acrylic, Nom. 0.125 OA Thickness, Female Prisms 3/16 Square Base
P3E	3E Batwing Pattern Lens
P195RF	Clear Prismatic Acrylic, 19 Shunts Radio Frequencies To Ground, Nom. 0.150 OA Thickness
PA2UV	Clear Prismatic Acrylic, UV Blocking, Nom. 0.125 OA Thickness

FLAT DIFFUSERS

FWA	Flat White Acrylic, No Thickness Specified, Stippled Finish	FWA2	Flat White Acrylic, Nom. 0.125 Thickness, Stippled Finish
FFA	Frosted Flat Acrylic, No Thickness Specified	FFA2	Frosted Flat Acrylic, Nom. 0.125 Thickness
CA8	Clear Acrylic, Nom. 0.187 OA Thickness	CA2	Clear Acrylic, Nom. 0.125 OA Thickness

HIGH IMPACT

VL25	Clear Polycarbonate, Nom. 0.125 Thickness with 0.125 Clear Prismatic Acrylic Overlay
VL37	Clear Polycarbonate, Nom. 0.250 Thickness with 0.125 Clear Prismatic Acrylic Overlay
CPC2	Clear Polycarbonate, Nom. 0.125 OA Thickness
CPC8	Clear Polycarbonate, Nom. 0.187 OA Thickness
PPC2	Clear Prismatic Polycarbonate, Nom. 0.125 OA Thickness, Female Prisms 3/16 Square Base
PPC8	Clear Prismatic Polycarbonate, Nom. 0.187 OA Thickness, Female Prisms 3/16 Square Base
DRP3	High Impact Clear Prismatic Acrylic, Min. 0.125 OA Thickness, Female Prisms 3/16 Square Base



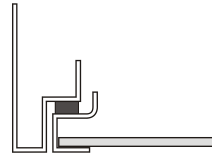
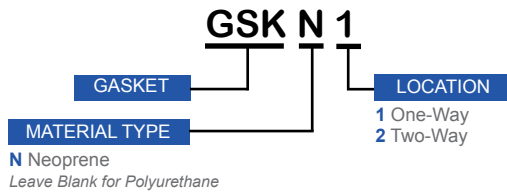
Los Angeles Lighting Mfg. Co.
 Headquarters
 10141 Olney Street
 El Monte, CA 91731
 Made in the USA

Contact Us
 T: 626-454-8300
 F: 626-454-8399
 www.lalighting.com

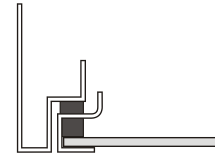


Due to continued product improvements and enhancements, Los Angeles Lighting Manufacturing Company reserves the right to alter specifications, dimensions, data, and/or materials without notice. Please visit our website to view the most current information.

GASKET



GSKN1 One-Way Neoprene Gasket



GSKN2 Two-Way Neoprene Gasket

ACCESSORIES

- V6**
- 6" Leg Height V-Hook
 - Two (2) per fixture



- SMA**
- Pendant Mounting Adapter
 - 20 ga. die formed galvanized steel construction
 - Die cast aluminum hub for 3/4" pipe pre-installed
 - Designed for single point pendant mount applications
- Note: Must request pre-punched holes from factory.

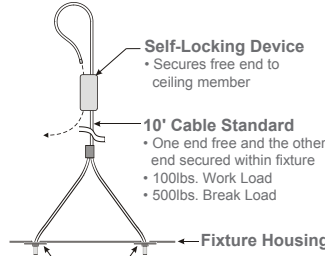


- STA**
- Fixture Stabilizer
 - 18 ga. die formed cold rolled steel stabilizer for 3/4" pipe
 - Designed for single point pendant mount applications to keep fixture body at an even level
 - Works in conjunction with HUB and SMA
 - Baked white powder coated finish



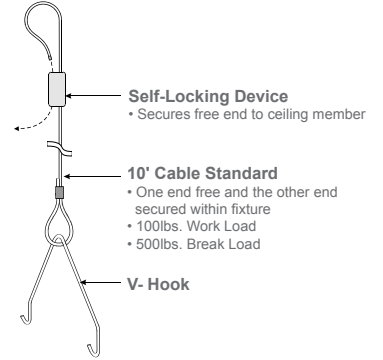
- Cable Suspension System**
- See [Mechanical Options](#) for additional Cable Suspension Systems

- YTCS10**
- Y-Toggle-End / Cable Suspension System



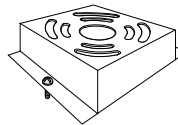
- Toggle Plates**
- Toggle plates through 3/8" passing-holes and anchored in the fixture housing

- V6CS10**
- V-Hook / Cable Suspension System
 - Cable set with V6 hooks

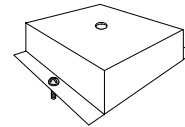


- Ceiling Spacers**
- Minimum one (1) of each per fixture
 - Must drill own holes

Note: Ceiling spacers only required when 32000 / 36000 lumens system is specified.



FIS-7
Feed-in spacer mounts to junction box, spaces fixture 1_1/2" from ceiling



CS-3
Closed spacer, spaces fixture 1_1/2" from ceiling

CUSTOM COLORS

BLK - Matte Black

CS - Camaro Silver

BZ - Statuary Bronze

Variety of RAL colors & Axalta/DuPont colors available upon request.



Los Angeles Lighting Mfg. Co.
Headquarters
10141 Olney Street
El Monte, CA 91731
Made in the USA

Contact Us
T: 626-454-8300
F: 626-454-8399
www.lalighting.com

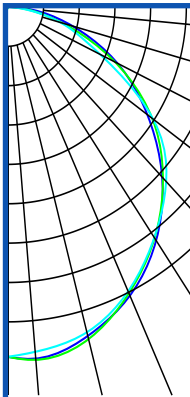
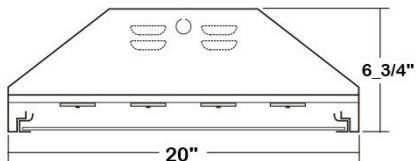


Due to continued product improvements and enhancements, Los Angeles Lighting Manufacturing Company reserves the right to alter specifications, dimensions, data, and/or materials without notice. Please visit our website to view the most current information.

PHOTOMETRIC DATA - HBV350 SERIES

HBV350-24-4L-PA-1DRDM-UNV-4/850

TEST NO.=LA-T3164
 LED TYPE=48 LED MODULE
 NO. OF MODULE=8
 SYSTEM WATT (W)=201.0
 CRI ≥ 80
 L70(Hrs.) ≥ 50,000
 PHOTOMETRY TYPE=C



CANDLEPOWER

ANGLE	END	45	CROSS
0	10570	10570	10570
5	10220	10405	10351
15	10299	10316	10418
25	9699	9654	9732
35	7964	7949	7871
45	5118	4947	4789
55	2371	2285	2188
65	875	849	824
75	256	244	240
85	36	35	33
90	2	1	1
95	0	0	0
115	0	0	0
125	0	0	0
135	0	0	0
145	0	0	0
155	0	0	0
165	0	0	0
175	0	0	0
180	0	0	0

ZONAL LUMEN SUMMARY

DEGREES	LUMENS	% LAMP	% FIXTURE
0-30	8402	34.3	41.1
0-40	13383	54.6	65.6
0-60	19265	78.6	94.4
0-90	20399	83.2	100.0
90-120	.34	0.0	0.0
90-150	.34	0.0	0.0
90-180	.34	0.0	0.0
0-180	20399	83.2	100.00

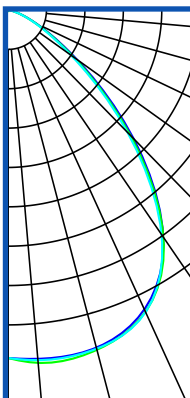
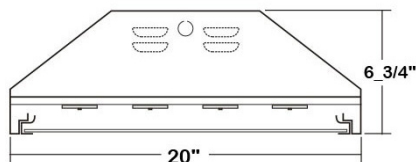
Luminaire Output= 20399 lumens
 Luminaire Efficacy = 101.5 lm/W

SPACING CRITERION

ALONG	ACROSS
1.21	1.23

HBV350-24-4L-PA-1DRDM-UNV-2/850HT

TEST NO.=LA-T3166
 LED TYPE=144 LED MODULE
 NO. OF MODULE=4
 SYSTEM WATT (W)=152.3
 CRI ≥ 80
 L70(Hrs.) ≥ 50,000
 PHOTOMETRY TYPE=C



CANDLEPOWER

ANGLE	END	45	CROSS
0	10621	10621	10621
5	10590	10674	10654
15	10584	10576	10578
25	10001	10047	10038
35	8451	8359	8273
45	5510	5273	5067
55	2557	2456	2336
65	968	921	887
75	268	268	253
85	45	38	37
90	1	1	1
95	0	0	0
115	0	0	0
125	0	0	0
135	0	0	0
145	0	0	0
155	0	0	0
165	0	0	0
175	0	0	0
180	0	0	0

ZONAL LUMEN SUMMARY

DEGREES	LUMENS	% LAMP	% FIXTURE
0-30	8659	33.3	40.4
0-40	13911	53.5	64.9
0-60	20201	77.7	94.2
0-90	21433	82.5	100.0
90-120	.45	0.0	0.0
90-150	.45	0.0	0.0
90-180	.45	0.0	0.0
0-180	21433	82.5	100.00

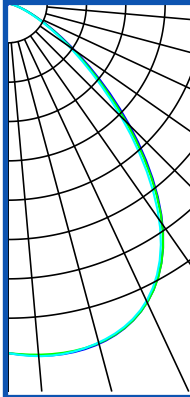
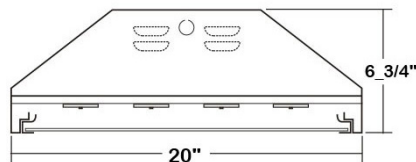
Luminaire Output= 21433 lumens
 Luminaire Efficacy = 140.7 lm/W

SPACING CRITERION

ALONG	ACROSS
1.26	1.25

HBV350-32-4L-PA-1DRDM-UNV-4/850

TEST NO.=LA-T3165
 LED TYPE=72 LED MODULE
 NO. OF MODULE=8
 SYSTEM WATT (W)=206.7
 CRI ≥ 80
 L70(Hrs.) ≥ 50,000
 PHOTOMETRY TYPE=C



CANDLEPOWER

ANGLE	END	45	CROSS
0	14403	14403	14403
5	14567	14523	14584
15	14516	14482	14460
25	13584	13585	13521
35	11111	11087	10877
45	7076	6895	6602
55	3349	3192	3062
65	1239	1187	1139
75	351	338	337
85	49	49	46
90	4	1	1
95	0	0	0
115	0	0	0
125	0	0	0
135	0	0	0
145	0	0	0
155	0	0	0
165	0	0	0
175	0	0	0
180	0	0	0

ZONAL LUMEN SUMMARY

DEGREES	LUMENS	% LAMP	% FIXTURE
0-30	11774	34.5	41.3
0-40	18710	54.7	65.7
0-60	26899	78.6	94.4
0-90	28480	83.3	100.0
90-120	.57	0.0	0.0
90-150	.57	0.0	0.0
90-180	.57	0.0	0.0
0-180	28481	83.3	100.00

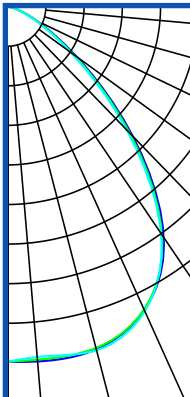
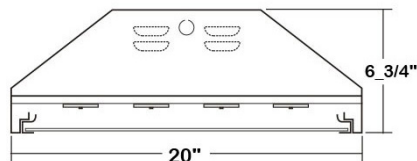
Luminaire Output= 28481 lumens
 Luminaire Efficacy = 137.7 lm/W

SPACING CRITERION

ALONG	ACROSS
1.25	1.24

HBV350-36-4L-PA-1DRDM-UNV-3/850HT

TEST NO.=LA-T3167
 LED TYPE=144 LED MODULE
 NO. OF MODULE=6
 SYSTEM WATT (W)=228.4
 CRI ≥ 80
 L70(Hrs.) ≥ 50,000
 PHOTOMETRY TYPE=C



CANDLEPOWER

ANGLE	END	45	CROSS
0	15916	15916	15916
5	15968	15889	15766
15	15906	15845	15950
25	15011	14982	15069
35	12632	12486	12415
45	8217	8026	7816
55	3901	3730	3578
65	1466	1401	1337
75	423	403	390
85	61	56	58
90	3	2	3
95	0	0	0
115	0	0	0
125	0	0	0
135	0	0	0
145	0	0	0
155	0	0	0
165	0	0	0
175	0	0	0
180	0	0	0

ZONAL LUMEN SUMMARY

DEGREES	LUMENS	% LAMP	% FIXTURE
0-30	12967	33.2	40.2
0-40	20823	53.4	64.5
0-60	30386	78.0	94.2
0-90	32254	82.8	100.0
90-120	.72	0.0	0.0
90-150	.72	0.0	0.0
90-180	.72	0.0	0.0
0-180	32255	82.8	100.00

Luminaire Output= 32255 lumens
 Luminaire Efficacy = 141.2 lm/W

SPACING CRITERION

ALONG	ACROSS
1.26	1.25

