



# DECORATIVE SURFACE

## DES210 (1X4) SERIES LED

DECORATIVE SOFT CONTOUR OPAL DIFFUSER LUMINAIRE

DATE	
JOB	

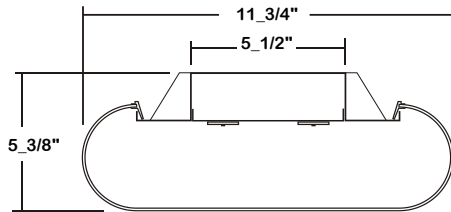
WWW.LALIGHTING.COM  
626-454-8300

### APPLICATIONS

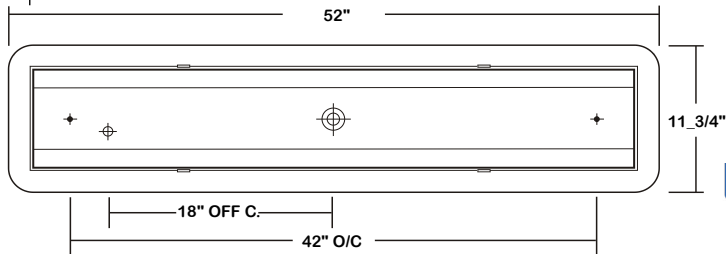
COMMERCIAL, STORE,  
RESIDENTIAL,  
KITCHEN,  
OFFICE



### DIMENSIONS



◆ 11/16" STEM MTG. K.O.  
⊕ 2" K.O.



### SPECIFICATIONS

#### FEATURES

- Surface / pendant mounted LED luminaire
- 0-10V dimming driver standard (other dimming types available)
- Controls and sensors available
- Wireless control options (Lutron, EnOcean, ZigBee, etc.)
- Supports California Title 24 compliance
- Suitable for damp locations
- Additional lumen packages and color temperatures available
- Full customization available upon request

#### CONSTRUCTION

- 22 ga. cold rolled steel housing (20 ga. housing available as specified)
- Pendant mounting adapter / fixture stabilizer / hub available
- 45-degree mounting bracket available

#### OPTICAL

- Fully illuminated one-piece dropped white acrylic opal diffuser

#### ELECTRICAL

- High efficiency drivers coupled with long-life LEDs
- Service life greater than 50,000 hours (L70)
- Universal voltage 120V through 277V (347 / 480V available)
- Emergency battery pack available

#### FINISH

- Baked white polyester finish (powder coated finish available)
- Minimum reflectance 86%

### CERTIFICATIONS



### ORDERING INFORMATION

EXAMPLE: DES210-4-4L-CLO-BPL-1DRDM-UNV-2/840

SERIES	LED LUMEN PACKAGE	NOMINAL LENGTH	OPTICAL	ELECTRICAL	DRIVER	VOLTAGE	# OF LED ROW	CRI / CCT
<b>DES210</b>		<b>4L</b>	<b>CLO</b>			<b>UNV</b>	<b>2</b>	
<b>DES210</b> Decorative Soft Contour Opal Diffuser LED Luminaire	<b>2</b> Nom. 2000 Lumens <b>4</b> Nom. 4000 Lumens <b>6</b> Nom. 6000 Lumens <b>8</b> Nom. 8000 Lumens <i>*Additional Lumen Packages Available</i>	<b>4L</b> 1' x 4'	<b>CLO</b> Cloud	<b>BPL</b> Emergency Battery Pack  <b>SDxx</b> Step Dimming Control  *Leave Blank if Not Specified  <i>Additional Electrical Options</i>	<b>1DRDM</b> 0-10V One Dimming Driver  <i>Additional Driver Options</i>	<b>UNV</b> 120V-277V  <i>*Additional Voltages Available</i>	<b>2</b> Two LED Rows	<b>835</b> 80+CRI / 3500K Color Temp.  <b>840</b> 80+CRI / 4000K Color Temp.  <b>850</b> 80+CRI / 5000K Color Temp.  <i>*Additional Color Temp. Available</i>



Los Angeles Lighting Mfg. Co.

Headquarters  
10141 Olney Street  
El Monte, CA 91731  
Made in the USA

Contact Us  
T: 626-454-8300  
F: 626-454-8399  
www.lalighting.com

Due to continued product improvements and enhancements, Los Angeles Lighting Manufacturing Company reserves the right to alter specifications, dimensions, data, and/or materials without notice. Please visit our website to view the most current information.

**SYSTEM DATA**

NOMINAL SIZE	LED LUMEN PACKAGE	CRI / CCT	DELIVERED LUMENS	SYSTEM WATTS	LUMINAIRE EFFICACY	FLUORESCENT / HID EQUIVALENT	IES FILES
1' x 4'	2000 lm	840	1980 lm	17 W	116.5 lm/W	1-F32T8	<a href="#">LA-T2603</a>
	4000 lm		3776 lm	33.1 W	114.1 lm/W	2-F32T8, 1-F54T5HO	<a href="#">LA-T2567</a>
	6000 lm		5314 lm	52.3 W	101.6 lm/W	3-F32T8	<a href="#">LA-T2604</a>
	8000 lm		7097 lm	67.4 W	105.3 lm/W	4-F32T8, 2-F54T5HO, 175 W (MH)	<a href="#">LA-T2568</a>

**NOTE:**  
 System data above is based on 120V input voltage.  
 Actual performance may differ as a result of end-user environment and application.  
 This fixture has been tested and listed in accordance with UL Standards. L.A. Lighting certifies that it will operate safely when installed properly, and within an ambient temperature range from -20°C to 40°C.

Additional lumen packages and color temperatures available.

**PERFORMANCE DATA**


[VIEW PHOTOMETRICS](#)

**ACCESSORIES**

**SMA**

- Pendant Mounting Adapter
- 20 ga. die formed galvanized steel mounting adapter for 3/4" pipe
- Die cast aluminum hub for 3/4" pipe pre-installed
- Designed for single point pendant mount applications

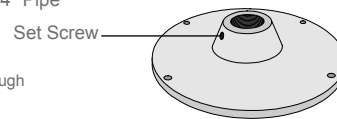
Note: Must request pre-punched holes from factory.



**HUB**

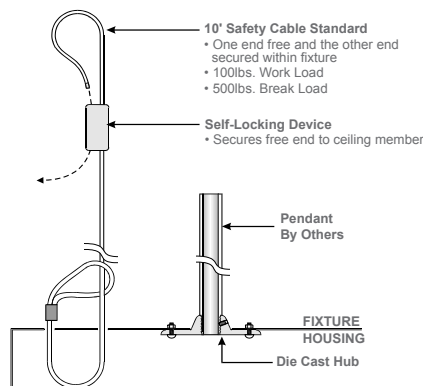
- Die Cast Hub with Set Screw for 3/4" Pipe
- Safety cable included
- One (1) per fixture

NOTE: Safety cable can be brought through the pipe as specified.



**STA**

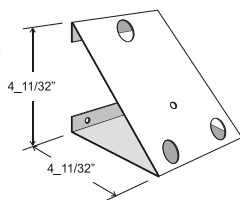
- Fixture Stabilizer
- 18 ga. die formed cold rolled steel stabilizer for 3/4" pipe
- Designed for single point pendant mount applications to keep fixture body at a even level
- Works in conjunction with HUB and SMA
- Baked white powder coated finish



**45MB**

- 45-Degree Mounting Bracket
- Designed for mounting lighting fixtures at 45° angle
- Ideal for wall or ceiling mount applications
- 18 ga. electro galvanized steel
- Baked white powder coated finish

Note: Must drill own holes for 45-Degree Mounting Bracket.



**Los Angeles Lighting Mfg. Co.**  
 Headquarters  
 10141 Olney Street  
 El Monte, CA 91731  
 Made in the USA

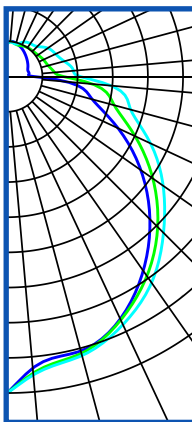
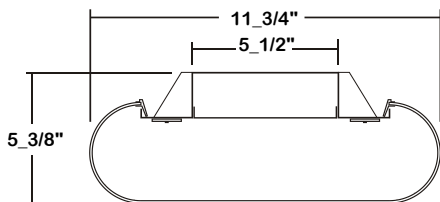
Contact Us  
 T: 626-454-8300  
 F: 626-454-8399  
 www.lalighting.com

Due to continued product improvements and enhancements, Los Angeles Lighting Manufacturing Company reserves the right to alter specifications, dimensions, data, and/or materials without notice. Please visit our website to view the most current information.

**PHOTOMETRIC DATA - DES210 SERIES**

**DES210-2-4L-CLO-1DR(ULT)-UNV-2SP/840(SAM)**

TEST NO.=LA-T2603  
 LED TYPE= 24 LED MODULE  
 NO. OF MODULE=4  
 SYSTEM WATT (W)=17  
 CRI=>80  
 L70(Hrs.)=100,000  
 PHOTOMETRY TYPE=C



CANDLEPOWER			
ANGLE	END	45	CROSS
0	484	484	484
5	447	455	458
15	434	438	442
25	409	411	418
35	362	372	385
45	308	325	338
55	249	272	291
65	187	216	242
75	135	169	195
85	91	132	159
90	41	86	111
95	33	73	102
105	33	65	90
115	35	61	82
125	38	57	76
135	41	55	65
145	45	54	62
155	49	52	58
165	53	51	51
175	54	53	53
180	51	51	51

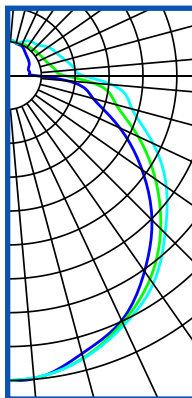
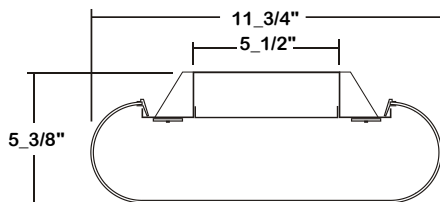
ZONAL LUMEN SUMMARY			
DEGREES	LUMENS	% LAMP	% FIXTURE
0-30	358	15.9	18.1
0-40	593	26.2	29.9
0-60	1087	48.1	54.9
0-90	1604	71.0	81.0
90-120	205	9.1	10.4
90-150	332	14.7	16.8
90-180	377	16.7	19.0
0-180	1980	87.6	100.0

Luminaire Output= 1980 lumens  
 Luminaire Efficiency = 87.6%

SPACING CRITERION	
ALONG	ACROSS
1.19	1.24

**DES210-4-4L-CLO-1DR(ULT)-UNV-2SP/840(SAM)**

TEST NO.=LA-T2567  
 LED TYPE= 24 LED MODULE  
 NO. OF MODULE=4  
 SYSTEM WATT (W)=33.1  
 CRI=>80  
 L70(Hrs.)=100,000  
 PHOTOMETRY TYPE=C



CANDLEPOWER			
ANGLE	END	45	CROSS
0	875	875	875
5	874	872	871
15	826	840	842
25	776	783	791
35	686	714	730
45	587	622	640
55	472	518	557
65	356	414	462
75	255	323	370
85	175	249	302
90	79	163	217
95	63	141	194
105	62	125	172
115	69	115	155
125	74	109	142
135	79	105	124
145	86	103	119
155	94	99	108
165	96	97	97
175	101	102	102
180	95	95	95

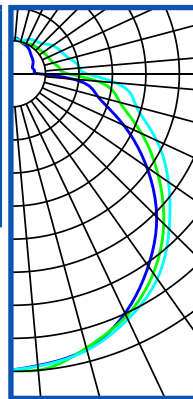
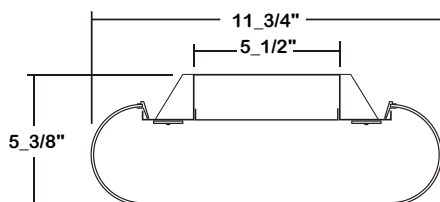
ZONAL LUMEN SUMMARY			
DEGREES	LUMENS	% LAMP	% FIXTURE
0-30	683	15.9	18.1
0-40	1129	26.2	29.9
0-60	2071	48.1	54.9
0-90	3058	71.0	81.0
90-120	393	9.1	10.4
90-150	635	14.7	16.8
90-180	718	16.7	19.0
0-180	3776	87.6	100.0

Luminaire Output= 3776 lumens  
 Luminaire Efficiency = 87.6%

SPACING CRITERION	
ALONG	ACROSS
1.24	1.30

**DES210-6-4L-CLO-1DR(ULT)-UNV-2SP/840(SAM)**

TEST NO.=LA-T2604  
 LED TYPE= 24 LED MODULE  
 NO. OF MODULE=4  
 SYSTEM WATT (W)=52.3  
 CRI=>80  
 L70(Hrs.)=100,000  
 PHOTOMETRY TYPE=C



CANDLEPOWER			
ANGLE	END	45	CROSS
0	1220	1220	1220
5	1206	1226	1209
15	1174	1169	1179
25	1089	1101	1115
35	967	1003	1031
45	833	874	905
55	670	726	777
65	502	582	650
75	361	454	524
85	249	349	425
90	112	228	304
95	91	198	277
105	87	175	243
115	94	162	219
125	103	155	202
135	110	148	176
145	122	146	165
155	130	137	156
165	136	136	139
175	147	140	145
180	135	135	135

ZONAL LUMEN SUMMARY			
DEGREES	LUMENS	% LAMP	% FIXTURE
0-30	959	15.8	18.0
0-40	1587	26.2	29.9
0-60	2912	48.0	54.8
0-90	4302	70.9	81.0
90-120	553	9.1	10.4
90-150	895	14.8	16.8
90-180	1012	16.7	19.0
0-180	5314	87.6	100.0

Luminaire Output= 5314 lumens  
 Luminaire Efficiency = 87.6%

SPACING CRITERION	
ALONG	ACROSS
1.25	1.31

This Space is intentionally left blank.

