



BAYLIGHTER™

FBL220 SERIES

Medium / High Bay Luminaire



- Medium / High Bay Compact Fluorescent Luminaire
- Auditorium, Commercial, Retail Applications
- Trim Flanged
- 40W, 50W, 55W Biax® Lamp
- 95% Enhanced Specular Aluminum Reflectors
- Frame & Lens Assembly With Safety Cables
- Up To 6 Levels Switching
- Compatible With UL Fire-Rated Ceiling
- Available with:
 - 90% White Aluminum Reflectors
 - Variety of Lenses
 - Emergency Battery Pack



Photometric Data and IES Files are Available on www.lalighting.com



LOS ANGELES LIGHTING MFG. CO.

10141 OLNEY ST. / EL MONTE, CA 91731

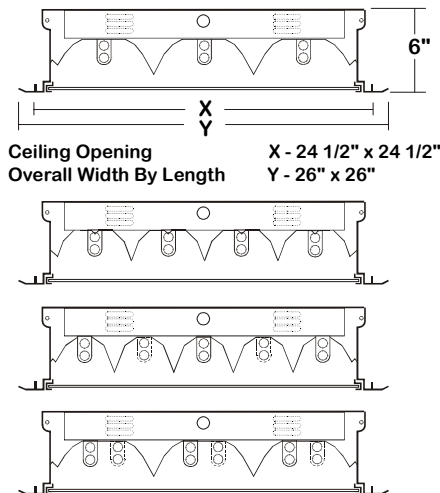
TEL : 626-454-8300 FAX : 626-454-8399

www.lalighting.com



FBL220 SERIES

CROSS SECTION

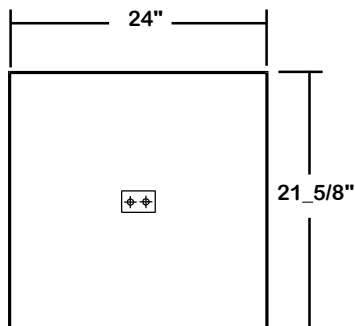


CATALOG NUMBER

CATALOG NUMBER	NOMINAL WIDTH X LENGTH	TOTAL LAMPS
FBL220-3-2B	2' X 2'	3
FBL220-4-2B	2' X 2'	4
FBL220-5-2B	2' X 2'	5
FBL220-6-2B	2' X 2'	6

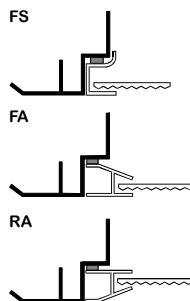
BACK PLATE

ACCESS PLATE



DOOR FRAME INFORMATION

CROSS SECTION



FS W

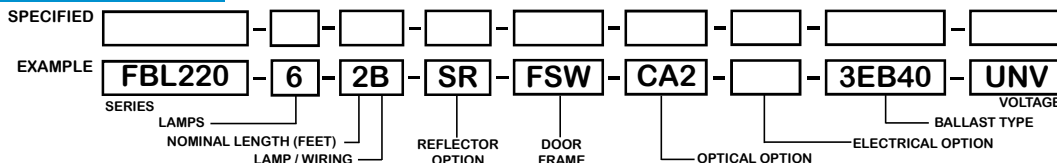
FINISHES

W - White Enamel
B - Black Enamel

STYLES

FS - Flat Steel
FA - Flat Extruded Aluminum
RA - 5/8" Regressed Extruded Aluminum

ORDERING GUIDE



NOTE: LAMP/WIRING*

B= Compact Twin Tube

OPTIONS AND ACCESSORIES

REFLECTOR OPTIONS

Specular Aluminum Reflector (95%)
White Aluminum Reflector (90%)

SUFFIX

SR

WR

OPTICAL OPTIONS

Clear Acrylic .125
Clear Prismatic Acrylic .125
* Other Lens Available Upon Request

SUFFIX

CA2

PA2

ELECTRICAL OPTIONS

Emergency Battery Pack
External Line Fusing (HLR/GLR)
Radio Interference Filters

SUFFIX

BP*

ELF

BALLAST OPTIONS

Electronic 40W Compact Twin Tube
Electronic 50W Compact Twin Tube
Electronic 55W Compact Twin Tube

SUFFIX

EB40

EB50

EB55

ACCESSORIES

Hanger Yokes
Swing Out Jack

CAT. NO.

HS-24_1/2
SOJ

*See appropriate reference page

SPECIFICATIONS

TYPE

Recessed mounted flanged luminaire, high bay / low bay general area lighter. To be mounted in open plenum only. Not to be installed in tightly enclosed spaces.

CONSTRUCTION

22 gauge cold rolled steel housing with louvered vents on each side for heat removal. (20 GA. housing available as specified.)

FINISH

Baked white polyester finish, minimum reflectance 86%. (Powder coated finish available.)

REFLECTOR

Enhanced aluminum reflectors, 95% reflectance.

DOOR FRAME

20 gauge cold rolled steel or extruded aluminum in various finishes. T-hinges, positive spring loaded latches. Safety cable attached.

OPTICS

Available with various clear or prismatic acrylic lenses, or louvers.

WIRING

120v 60Hz., 277v 60Hz., UNV (universal voltage 120v thru 277v.) or as otherwise specified.

LABELS

Up to 6 levels of switching available as specified.

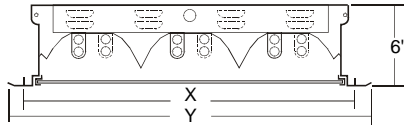
U.L. Listed. Compatible with UL Fire-Rated Ceiling Assemblies. Suitable for damp locations.




PHOTOMETRIC DATA

FBL220-6-2B-SR-FSW-CA-EB40

TEST NO.=LA-T0305-1
 LAMP TYPE=F40BX
 NO. OF LAMP=6
 LUMENS PER LAMP=3150
 WATTS PER LAMP=40
 BALLAST FACTOR=1
 PHOTOMETRY TYPE=C



Ceiling Opening X - 24 1/2" x 24 1/2"
 Overall Width By Length Y - 26" x 26"



CANDLEPOWER

ANGLE	END	45	CROSS
0	5384	5384	5384
5	5175	5084	5448
15	4757	5065	5131
25	4471	4706	5176
35	3837	4284	4580
45	3126	3367	3207
55	2339	2320	2302
65	1386	1238	1029
75	547	398	346
85	66	66	63
90	2	12	11
95	3	11	11
105	1	6	9
115	1	6	8
125	0	3	6
135	0	1	3
145	0	0	1
155	0	0	0
165	0	0	0
175	0	0	0
180	0	0	0

ZONAL LUMEN SUMMARY

DEGREES	LUMENS	% LAMP	% FIXTURE
0-30	4121	21.8	31.4
0-40	6789	35.9	51.7
0-60	11400	60.3	86.8
0-90	13116	69.4	99.8
90-120	21	0.1	0.2
90-150	25	0.1	0.2
90-180	25	0.1	0.2
0-180	13141	69.5	100.0

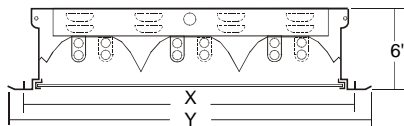
Lumen Output = 13141 lumens
 Luminaire Efficiency = 69.5%

SPACING CRITERION


ALONG	ACROSS
1.15	1.33

FBL220-6-2B-SR-FSW-PA-EB40

TEST NO.=LA-T0306-1
 LAMP TYPE=F40BX
 NO. OF LAMP=6
 LUMENS PER LAMP=3150
 WATTS PER LAMP=40
 BALLAST FACTOR=1
 PHOTOMETRY TYPE=C



Ceiling Opening X - 24 1/2" x 24 1/2"
 Overall Width By Length Y - 26" x 26"



CANDLEPOWER

ANGLE	END	45	CROSS
0	6195	6195	6195
5	6272	6299	6305
15	6021	6282	6403
25	5594	5683	5720
35	4358	4358	4310
45	2595	2476	2464
55	1180	1149	1126
65	429	401	418
75	118	119	131
85	16	29	47
90	1	12	11
95	0	4	11
105	2	5	7
115	1	6	11
125	0	4	10
135	0	3	7
145	0	1	2
155	0	0	1
165	1	0	0
175	0	0	0
180	0	0	0

ZONAL LUMEN SUMMARY

DEGREES	LUMENS	% LAMP	% FIXTURE
0-30	4995	26.4	44.3
0-40	7726	40.9	68.5
0-60	10696	56.6	94.8
0-90	11261	59.6	99.8
90-120	17	0.1	0.2
90-150	24	0.1	0.2
90-180	25	0.1	0.2
0-180	11286	59.7	100.0

Lumen Output = 11286 lumens
 Luminaire Efficiency = 59.7%

SPACING CRITERION

ALONG	ACROSS
1.19	1.19

This space is intentionally left blank.

This space is intentionally left blank.

