



SPECIAL PURPOSE

FCR700 SERIES



Class 1000/10000 Clean Room Trim Flange



- Class 1000/10000 Clean Room Trim Flange Luminaire
- ISO Class 6 / ISO Class 7 Equivalent
- All Parts Are Fitted And Sealed
- Welded And Painted After Fabrication
- T-Hinge & Spring Loaded Latch
- Inverted Nominal .125 Clear Prismatic Acrylic Lens
- Suitable for Damp Locations
- Available with:
 - Fluorescent, LED and LED T8 (Internally Driven)
 - Variety of Lenses & Door Frame
 - Emergency Battery Pack



Photometric Data and IES Files are Available on www.lalighting.com



LOS ANGELES LIGHTING MFG. CO.

10141 OLNEY ST. / EL MONTE, CA 91731

TEL : 626-454-8300 FAX : 626-454-8399

www.lalighting.com

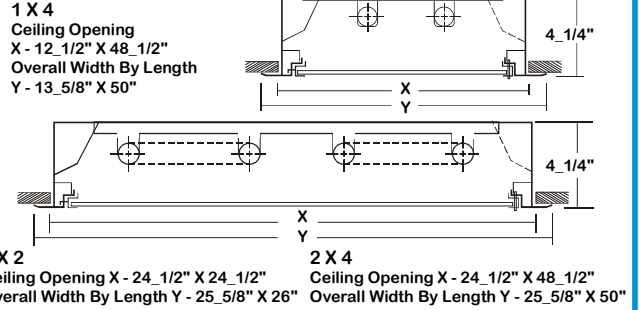
SPECIAL PURPOSE - Fluorescent

LED Equivalent Products Available on www.lalighting.com



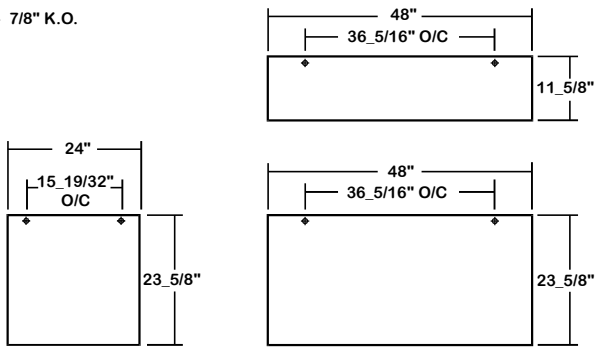
FCR700 SERIES

CROSS SECTION



BACK PLATE

± 7/8" K.O.



DOOR FRAME INFORMATION

● **CROSS SECTION**



FS W

FINISHES

- W - White Enamel
- B - Black Enamel

STYLES

- FS - Flat Steel
- (W/ Internal Frame Rail. No gasket.)

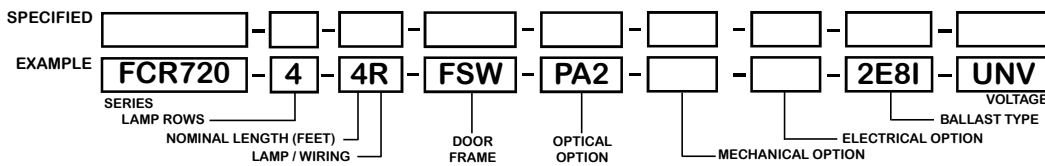
● **EXPLANATION**

1. Inverted Lens.
2. T-Hinge, Positive Spring Loaded Latch.
3. Sealed With Neoprene Gasket.
4. Light Stop Covers Installed.
5. Silicone Sealed Corners.
6. Internal Frame Rail.

CATALOG NUMBER

	NOMINAL WIDTH X LENGTH	TOTAL LAMPS		NOMINAL WIDTH X LENGTH	TOTAL LAMPS		NOMINAL WIDTH X LENGTH	TOTAL LAMPS
FCR710-2-4M	1' X 4'	2	FCR710-2-4R	1' X 4'	2	FCR720-4-2R	2' X 2'	4
FCR720-2-2M	2' X 2'	2	FCR720-2-2R	2' X 2'	2	FCR720-2-4R	2' X 4'	2
FCR720-2-4M	2' X 4'	2	FCR720-2-2RU6	2' X 2'	2	FCR720-3-4R	2' X 4'	3
FCR720-3-4M	2' X 4'	3	FCR720-3-2R	2' X 2'	3	FCR720-4-4R	2' X 4'	4
FCR720-4-4M	2' X 4'	4						

ORDERING GUIDE



NOTE: LAMP/WIRING*

- M=Miniature Bi-Pin T5
- R=Medium Bi-Pin T8
- RU1= Medium Bi-Pin T8 U Shaped 1_5/8" Spacing
- RU6= Medium Bi-Pin T8 U Shaped 6" Spacing

OPTIONS AND ACCESSORIES

<p>● OPTICAL OPTIONS</p> <ul style="list-style-type: none"> Polycarbonate Lenses High Impact Acrylic Clear Prismatic Acrylic Nom .125 Flat White Matte Diffusers 	<p>SUFFIX</p> <ul style="list-style-type: none"> * * PA2 FWA 	<p>● ELECTRICAL OPTIONS</p> <ul style="list-style-type: none"> Emergency Battery Pack External Line Fusing (HLR/GLR) 	<p>SUFFIX</p> <ul style="list-style-type: none"> BP* ELF 	<p>● BALLAST OPTIONS*</p> <ul style="list-style-type: none"> Electronic T5 Electronic T5HO Electronic T8 Instant Start Electronic T8 Rapid Start Electronic T8HO <p>x = Number of Lamps per Ballast</p>	<p>SUFFIX</p> <ul style="list-style-type: none"> xE5 xE5H xE8I xE8R xE8H
---	--	---	--	---	---

● **ACCESSORIES**

Hanger Yokes (1X4)	HS-12
Hanger Yokes (2X2 or 2X4)	HS-24_1/2

*Refer to www.lalighting.com/resources for more information

SPECIFICATIONS

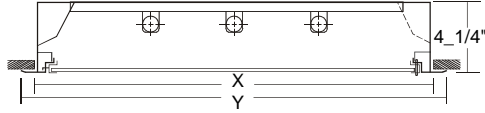
- **TYPE** Class 1000/10000 flanged square sided clean room fixture, ISO Class 6/ ISO Class 7 equivalent. Applicable where a sealed ceiling situation exists.
- **CONSTRUCTION** 22 ga. cold rolled steel welded housing. All parts are fitted and sealed, no unused holes or KO's.
- **FINISH** Baked white powder coated finish, minimum reflectance 90%, painted after fabrication.
- **DOOR FRAME** 20 gauge cold rolled steel. T-hinges and positive spring loaded latches. Door frame sealed with neoprene gasket.
- **OPTICS** Inverted clear prismatic acrylic lens standard, nominal .125 overall thickness.
- **WIRING** 120v 60Hz., 277v 60Hz., UNV (universal voltage 120v thru 277v.) or as otherwise specified.
- **LABELS** U.L. Listed. Suitable for damp locations. Compatible with UL Fire-Rated Ceiling Assemblies.




PHOTOMETRIC DATA

FCR720-3-4R-FSW-PA-E8

TEST NO.=LA-T0491-2
 LAMP TYPE=FO32T8
 NO. OF LAMP=3
 LUMENS PER LAMP=2900
 WATTS PER LAMP=32
 BALLAST FACTOR=1
 PHOTOMETRY TYPE=C



Ceiling Opening X - 24_1/2" X 48_1/2"
 Overall Width By Length Y - 25_5/8" X 50"



CANDLEPOWER

ANGLE	END	45	CROSS
0	2306	2306	2306
5	2067	2164	2070
15	1974	2054	2084
25	1858	1912	1993
35	1558	1669	1751
45	1206	1318	1371
55	830	878	918
65	469	488	486
75	247	247	262
85	68	77	73
90	7	5	8
95	0	0	0
105	0	0	0
115	0	0	0
125	0	0	0
135	0	0	0
145	0	0	0
155	0	0	0
165	0	0	0
175	0	0	0
180	0	0	0

ZONAL LUMEN SUMMARY

DEGREES	LUMENS	% LAMP	% FIXTURE
0-30	1670	19.2	31.4
0-40	2714	31.2	51.0
0-60	4509	51.8	84.8
0-90	5316	61.1	100.0
90-120	2	0.0	0
90-150	2	0.0	0
90-180	2	0.0	0
0-180	5318	61.1	100.0

Lumen Output = 5318 lumens
 Luminaire Efficiency = 61.1%

SPACING CRITERION

ALONG	ACROSS
1.11	1.20

This space is intentionally left blank.

This space is intentionally left blank.

This space is intentionally left blank.

