

LED T8 - SPECIAL PURPOSE

FHB100 SERIES

Handball and Racquetball Luminaire



- Handball & Racquetball Court Luminaire For LED T8 Internal Driver Light Tube (by Others)
- Full Length Piano Hinge & Recessed Captive Screws
- Internal Frame Rail
- Flat Trim Flange

- Available with:
Heavy Duty Safety Switch



LOS ANGELES LIGHTING MFG. CO.

10141 OLNEY ST. / EL MONTE, CA 91731


<http://www.lalighting.com>

TEL : 626-454-8300 FAX : 626-454-8399



FHB100-4-4L-PA-LED8

TEST NO.=LA-T1823
LAMP TYPE=LED T8, 4'
NO. OF LAMP=4
LUMENS PER LAMP=1300
WATTS PER LAMP=15
BALLAST FACTOR=1
PHOTOMETRY TYPE=C



CANDLEPOWER

Angle	End	45	Cross
0	1673	1673	1673
5	1667	1668	1674
15	1509	1520	1541
25	1380	1345	1309
35	1123	1061	1019
45	799	749	678
55	502	459	432
65	282	250	236
75	143	135	129
85	40	37	33
90	2	2	3
95	0	0	0
105	0	0	0
115	0	0	0
125	0	0	0
135	0	0	0
145	0	0	0
155	0	0	0
165	0	0	0
175	0	0	0
180	0	0	0

ZONAL LUMEN SUMMARY

DEGREES	LUMENS	% LAMP	% FIXTURE
0-30	1213	23.3	36.7
0-40	1883	36.2	57.0
0-60	2874	55.3	87.1
0-90	3301	63.5	100.0
90-120	1	0.0	0.0
90-150	1	0.0	0.0
90-180	1	0.0	0.0
0-180	3302	63.5	100.0

Luminaire Efficiency = 63.5%

SPACING CRITERION

ALONG	ACROSS
1.12	1.06

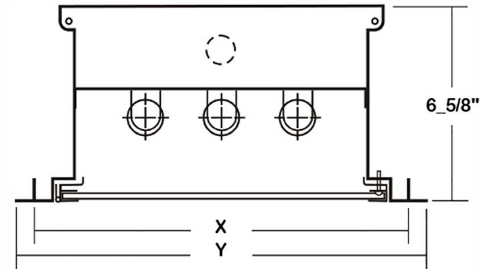
LED T8 - SPECIAL PURPOSE

HANDBALL / RACQUETBALL COURT



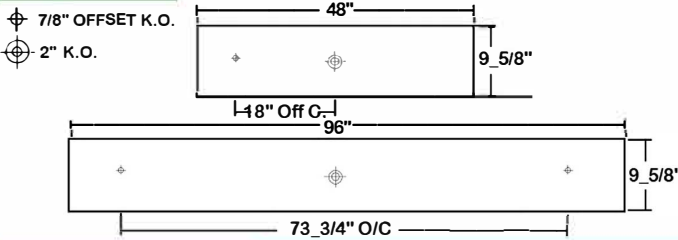
FHB100 SERIES - LED T8

CROSS SECTION



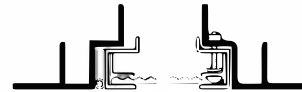
Ceiling Opening X - 12 5/8" x 48 1/2" or 12 5/8" x 96 1/2"
Overall Width By Length Y - 14" x 50" or 14" x 98"

BACK PLATE



DOOR FRAME INFORMATION

CROSS SECTION



EXPLANATION

1. Full Length Piano Hinge.
2. Inner Frame Lens Retainer Rail.
3. Sealed With Neoprene Gasket.
4. Inverted Lens.

FS W

FINISHES

W - White Enamel
B - Black Enamel

STYLES

FS - Flat Steel

CATALOG NUMBER

	NOMINAL LENGTH	TOTAL LAMPS		NOMINAL LENGTH	TOTAL LAMPS
FHB100-2-4LI	4'	2	FHB100-2-8LIT	8'	4
FHB100-2-4LR	4'	2	FHB100-2-8LRT	8'	4
FHB100-3-4LI	4'	3	FHB100-3-8LIT	8'	6
FHB100-3-4LR	4'	3	FHB100-3-8LRT	8'	6
FHB100-4-4LI	4'	4	FHB100-4-8LIT	8'	8
FHB100-4-4LR	4'	4	FHB100-4-8LRT	8'	8

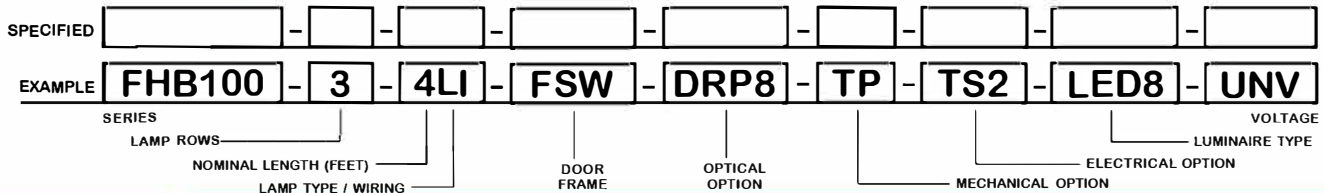
SAFETY SWITCH

TS2 - LED Luminaire On/Off Safety Switch



- Easily accessible on exterior of wire way.
- Allows individual fixture to be switched ON/OFF during re-lamping or Maintenance.
- Prevents damage to lamp and electrical shock during lamping and re-lamping.
- Allows safe entry to wire way channel where power connector can be disconnected for maintenance to fixture.

ORDERING GUIDE



LAMP TYPE

LI = LED T8 internal driver light tube.

Both ends powered.
Shunted sockets used.



LR = LED T8 internal driver light tube.

Single end powered.
Non-shunted sockets used.



OPTIONS AND ACCESSORIES

OPTICAL OPTIONS

Polycarbonate Lenses
High Impact Acrylic

SUFFIX
PPC8
DRP8

MECHANICAL OPTIONS

Tamper Proof Screw
Gasketing

SUFFIX
TP
GSK

ELECTRICAL OPTIONS

LED Luminaire ON/OFF Safety Switch

SUFFIX
TS2

ACCESSORIES

Hanger Yokes
Swing Out Jack

SUFFIX
HS-12 1/2
SOJ

*See Appropriate Reference Page

SPECIFICATIONS

** Lamp(s) by others.

- **TYPE**
- **CONSTRUCTION**
- **FINISH**
- **DOOR FRAME**
- **OPTICS**
- **WIRING**
- **LABELS**

Recessed mounted, 12" wide luminaires designed for handball and racquetball courts for LED T8 internal driver light tube (s)**.
22 ga. cold rolled steel housing. (20 ga. housing available as specified)
Baked white polyester finish, minimum reflectance 86%. (Powder coated finish available.)
20 gauge cold rolled steel. Full length piano hinge. Captive screw catch.
.187 High impact "DR" formulated acrylic.
Operates LED T8 internal driver light tube(s)**.
U.L. Listed. Suitable for damp locations.

