





BAYLIGHTER™

HBN100 SERIES High Bay Luminaire



- High Bay Luminaire
- Quarter Turn Rotary Locking Sockets
- Removable Wiring Access Plate
- Stem, Cable or Chain Mountable
- Suitable for Damp Locations
- Available with:
 - Fluorescent, LED and LED T8 (Internally Driven)
 - 11ga. Wire Guard
 - Frame & Lens Assembly (Available in 4' Fixture Only)
 - 95% Enhanced Specular Aluminum Reflectors
 - Sensor
 - Emergency Battery Pack




Photometric Data and IES Files are Available on www.lalighting.com



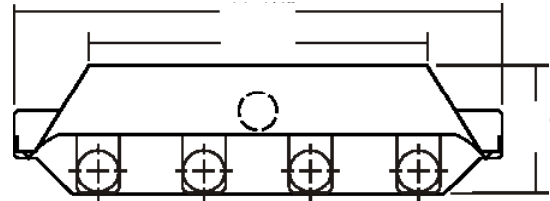
LOS ANGELES LIGHTING MFG. CO.
 10141 OLNEY ST. / EL MONTE, CA 91731
TEL : 626-454-8300 FAX : 626-454-8399
www.lalighting.com

BAYLIGHTER™ - LED T8 (Internally Driven)

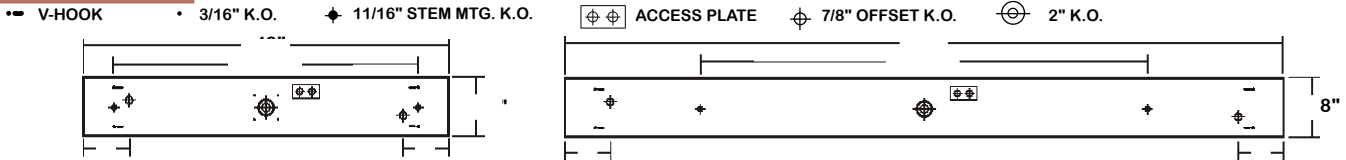


HBN100 SERIES - LED T8

CROSS SECTION



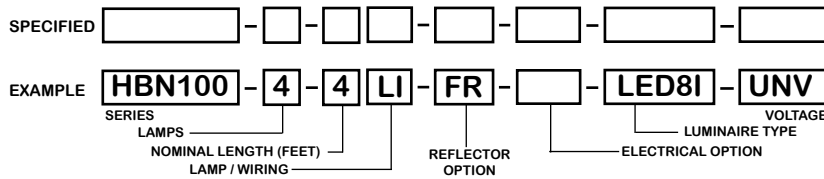
BACK PLATE



CATALOG NUMBER

	NOMINAL LENGTH	TOTAL MODULES		NOMINAL LENGTH	TOTAL MODULES
HBN100-2-4Lx	4'	2	HBN100-4-4Lx	4'	4
HBN100-2-8LxT	8'	4	HBN100-4-8LxT	8'	8
HBN100-3-4Lx	4'	3			
HBN100-3-8LxT	8'	6			

ORDERING GUIDE



TS2 - LED Luminaire On/Off Safety Switch



- Easily accessible on exterior of wire way.
- Allows individual fixture to be switched ON/OFF during re-lamping or Maintenance.
- Prevents damage to lamp and electrical shock during lamping and re-lamping.
- Allows safe entry to wire way channel where power connector can be disconnected for maintenance to fixture.

LAMP / WIRING

LI = LED T8 internal driver light tube.
Both ends powered.
Shunted sockets used.



LR = LED T8 internal driver light tube.
Single end powered.
Non-shunted sockets used.



OPTIONS AND ACCESSORIES

- **REFLECTOR OPTIONS**
Flat Reflector, 24 ga. Cold Rolled Steel

SUFFIX
FR

- **ELECTRICAL OPTIONS**
LED Luminaire ON/OFF Safety Switch
Motion Sensor

SUFFIX
TS2
MS

- **ACCESSORIES**
Wire Guard - 11 Ga.
Fixture Suspension System
Ceiling Spacer
6" Leg Height V-Hook
Frame with Clear Acrylic
Frame with Clear Prismatic Acrylic

CAT. NO.
WG11-HBN100
*
*
V6
F/CA-HBN100**
F/PA-HBN100**

*See appropriate reference page

** Lamp(s) by others.

SPECIFICATIONS

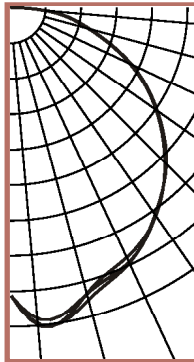
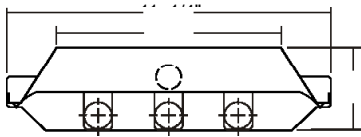
- **TYPE** High bay luminaire for surface, pendant, or chain mounting applications, for LED T8 internally driven light tube(s)**.
- **CONSTRUCTION** 22 ga. die formed cold rolled steel housing with louvered vents for heat removal. Quarter turn rotary locking lampholders standard. (20 ga. C.R.S. and .040 aluminum housing available as specified).
- **FINISH** Baked white polyester finish, minimum reflectance 86%.
- **REFLECTOR** 24 ga. pre-paint cold rolled steel flat white reflector, minimum reflectance 86%.
- **WIRING LABELS** Operate LED T8 internally driven light tube(s)**.
Suitable for damp locations.



PHOTOMETRIC DATA

HBN100-3-4Lx-FR-LED8x-UNV

TEST NO.=LA-T2211
 LAMP TYPE=LED T8 Internally Driven Light Tube*
 NO. OF LAMP=3
 LUMENS PER LAMP=1700
 WATTS PER LAMP=18.5
 PHOTOMETRY TYPE=C
 * Test with major manufacturer's
 LED T8 light tube(s), consult
 L.A. Lighting for details.



CANDLEPOWER

ANGLE	END	45	CROSS
0	1510	1510	1510
5	1665	1638	1672
15	1580	1549	1546
25	1474	1469	1441
35	1317	1322	1325
45	1150	1146	1138
55	933	927	924
65	693	687	683
75	423	418	416
85	181	176	171
90	14	10	11
95	0	0	0
105	0	0	0
115	0	0	0
125	0	0	0
135	0	0	0
145	0	0	0
155	0	0	0
165	0	0	0
175	0	0	0
180	0	0	0

ZONAL LUMEN SUMMARY

DEGREES	LUMENS	% LAMP	% FIXTURE
0-30	1275	25.0	25.0
0-40	2105	41.3	41.3
0-60	3824	75.3	75.0
0-90	5096	99.9	99.9
90-120	3	0.1	0.1
90-150	3	0.1	0.1
90-180	3	0.1	0.1
0-180	5099	100.0	100


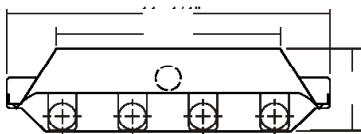
Lumen Output = 5099 lumens
 Luminaire Efficiency = 100.0%

SPACING CRITERION

ALONG	ACROSS
1.35	1.35

HBN100-4-4Lx-FR-LED8x-UNV

TEST NO.=LA-T2210
 LAMP TYPE=LED T8 Internally Driven Light Tube*
 NO. OF LAMP=4
 LUMENS PER LAMP=1700
 WATTS PER LAMP=18.5
 PHOTOMETRY TYPE=C
 * Test with major manufacturer's
 LED T8 light tube(s), consult
 L.A. Lighting for details.



CANDLEPOWER

ANGLE	END	45	CROSS
0	2524	2524	2524
5	2256	2202	2184
15	2102	2074	2080
25	1945	1952	1940
35	1772	1768	1755
45	1528	1508	1507
55	1242	1245	1221
65	927	914	909
75	563	559	554
85	242	236	227
90	23	16	20
95	0	0	0
105	0	0	0
115	0	0	0
125	0	0	0
135	0	0	0
145	0	0	0
155	0	0	0
165	0	0	0
175	0	0	0
180	0	0	0

ZONAL LUMEN SUMMARY

DEGREES	LUMENS	% LAMP	% FIXTURE
0-30	1704	25.1	25.1
0-40	2814	41.4	41.4
0-60	5096	74.9	75.0
0-90	6793	99.9	99.9
90-120	5	0.1	0.1
90-150	5	0.1	0.1
90-180	5	0.1	0.1
0-180	6799	100.0	100

Lumen Output = 6799 lumens
 Luminaire Efficiency = 100.0%

SPACING CRITERION

ALONG	ACROSS
1.10	1.09

This space is intentionally left blank.

This space is intentionally left blank.

