



BAYLIGHTER™ LED

MBL220 (2X2) SERIES

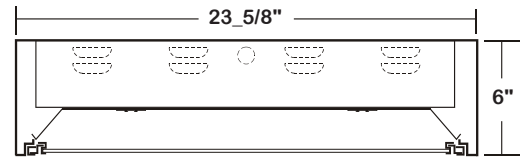
HIGH BAY LUMINAIRE

DATE	
JOB	

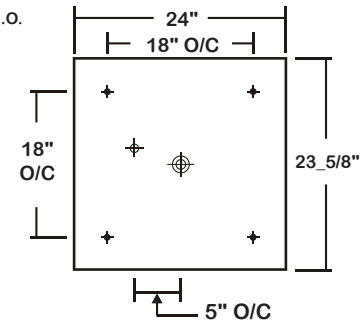
WWW.LALIGHTING.COM
626-454-8300

SURFACE / SUSPENSION MOUNTED HIGH BAY LED LUMINAIRE

DIMENSIONS



- + 11/16" STEM MTG. K.O.
- ⊕ 2" K.O.
- ⊕ 7/8" OFFSET K.O.



APPLICATIONS

- Commercial, Retail, Auditorium

FEATURES

- High (HT) ambient temperature version for extreme temperature ranges
- 0-10V dimming driver standard
- Supports California Title 24 compliance
- Safety cables attached to door frame and LED gear tray
- Formed air slot that allows air circulation for heat removal

OPTIONS

- Full customization available upon request
- Additional lumen packages and color temperatures available
- Controls and sensors available
- Wireless control options available
- Custom colors available
- Variety of lenses available
- Emergency battery pack available
- 10 kV surge protector
- Cable suspension systems available

SPECIFICATIONS

CONSTRUCTION

- 20 ga. cold rolled steel housing with louvered vents for heat removal
- 20 ga. cold rolled steel door frame (extruded aluminum finishes available) secured by T-hinges and positive spring loaded latches
- One way polyurethane gasket standard

FINISH

- Baked white powder coated finish / painted after fabrication / minimum reflectance 90%

OPTICAL

- Clear prismatic acrylic lens standard

ELECTRICAL

- High efficiency drivers coupled with long-life LEDs
- Service life greater than 50,000 hours (L70)
- Universal voltage 120V through 277V (347V / 480V available)
- Power Factor (PF) ≥ 0.9
- Total Harmonic Distortion (THD) ≤ 20%

LISTING

- UL USA and Canada listed / suitable for damp locations

WARRANTY

- 5-year limited warranty



Los Angeles Lighting Mfg. Co.
Contact Us
T: 626-454-8300 10141 Olney Street
F: 626-454-8399 El Monte, CA 91731
www.lalighting.com Made in the USA



Due to continued product improvements and enhancements, Los Angeles Lighting Manufacturing Company reserves the right to alter specifications, dimensions, data, and/or materials without notice. Please visit our website to view the most current information.

© 2022 LOS ANGELES LIGHTING MANUFACTURING CO. ALL RIGHTS RESERVED.

Revised: 09/12/2025



MADE IN THE USA
BABA/BAA Compliant

ORDERING INFORMATION

EXAMPLE: MBL220-16-2L-FSW-PA-BPL1.5-DRDM-UNV-2/850HT

SERIES	LED LUMEN PACKAGE	NOMINAL LENGTH	DOOR FRAME	OPTICAL	ELECTRICAL	DRIVER	VOLTAGE	# OF LED ROW	CRI / CCT	AMBIENT TEMP.
MBL220		2L	FSW					2		HT
MBL220 High Bay LED Luminaire (HT - High Ambient Temperature Version)	8 Nom. 8000 Lumens 12 Nom. 12000 Lumens 16 Nom. 16000 Lumens *Additional Lumen Packages Available	2L 2' x 2'	FSW Flat Steel White Enamel Door Frame	PA Clear Prismatic Acrylic PA2 Clear Prismatic Acrylic Nom. 0.125 FPA2 Frosted Prismatic Acrylic Nom. 0.125 FFWA Flat Frosted White Acrylic	BPL1.5 Emergency Battery Pack, Nom. 1500 lm SP10 10 kV Surge Protector MSxx Motion Sensor WLC(LED RU) Wireless Control *Leave Blank if Not Specified	DRDM 0-10V Dimming Driver	UNV 120V-277V	2 Two LED Rows	840 80+CRI / 4000K Color Temp. 850 80+CRI / 5000K Color Temp. *Additional Color Temp. Available	HT High Ambient Temp.

SYSTEM DATA

THESE ARE THE MOST POPULAR LUMEN PACKAGES. PLEASE CONSULT FACTORY FOR ADDITIONAL SYSTEM DATA.

NOMINAL SIZE	LED LUMEN PACKAGE	CRI / CCT	AMBIENT TEMP.	OPTICAL	DELIVERED LUMENS	SYSTEM WATTS	LUMINAIRE EFFICACY	FLUORESCENT / HID / CFL EQUIVALENT	IES FILES
2' x 2'	8000 lm	850	HT	PA	6162 lm	48.3 W	127.5 lm/W	4-F24T5HO, 175 W (MH), 4-BX40	
	12000 lm		HT	PA	9085 lm	75.3 W	120.7 lm/W	6-F24T5HO, 250 W (MH), 4-BX55	
	16000 lm		HT	PA	12265 lm	99.6 W	123.2 lm/W	8-F24T5HO, 400 W (MH), 8-BX40	

NOTE:
 System data above is based on 120V input voltage.
 Actual performance may differ as a result of end-user environment and application.
 HT: High Ambient Operating Temperature Minimum -30°C / Maximum (please consult factory)
 Additional lumen packages and color temperatures available.



Los Angeles Lighting Mfg. Co.
 Contact Us
 T: 626-454-8300
 F: 626-454-8399
 www.lalighting.com
 10141 Olney Street
 El Monte, CA 91731
 Made in the USA



Due to continued product improvements and enhancements, Los Angeles Lighting Manufacturing Company reserves the right to alter specifications, dimensions, data, and/or materials without notice.
 Please visit our website to view the most current information.

© 2022 LOS ANGELES LIGHTING MANUFACTURING CO. ALL RIGHTS RESERVED.

Revised: 09/12/2025



MADE IN THE USA
 BABA/BAA Compliant

OPTICAL OPTIONS

STANDARD LENSES FOR MBL220

PA	Clear Prismatic Acrylic, No Thickness Specified, Female Prisms 3/16 Square Base
FPA2	Frosted Prismatic Acrylic, Nom. 0.125 OA Thickness
PA2	Clear Prismatic Acrylic, Nom. 0.125 OA Thickness, Female Prisms 3/16 Square Base
FFWA	Flat Frosted White Acrylic, No Thickness Specified

DOOR FRAME

CROSS SECTION



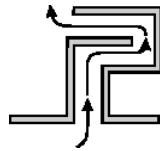
FS W

FINISHES
W White Enamel
B Black Enamel
N Natural Aluminum

STYLES
FS Flat Steel
FA Flat Extruded Aluminum
RA 5/8" Regressed Extruded Aluminum

AIR SLOT

- Formed air slot
- Allows air circulation for heat removal



ACCESSORIES



433B

- Blank Canopy with Cable
- No Power Cord
- Cable Length 48" and 96"
- Max. Weight 196 lbs. Per Set


433B-48 W

COLOR

- W** White Standard
- B** Black

CABLE LENGTH

48" and 96" Standard
(Other Lengths As Specified)



444F

- Feed-In Canopy with Straight Cord
- Includes Power Cord
- Cable Length 48" and 96"
- Max. Weight 196 lbs. Per Set

444F-48SW-2C

OF CIRCUIT

- 2C** Two Circuits
- LV** 0-10V Dimming
- Leave blank for one circuit

COLOR

- W** White Standard
- B** Black

CORD TYPE

- S** Straight Cord

CABLE LENGTH

48" and 96" Standard
(Other Lengths As Specified)

NEEDED PER FIXTURE:

- 3x Blank Canopy with Cable (433B)
- 1x Feed-In Canopy with Straight Cord (444F)

CUSTOM COLORS

BLK - Matte Black

CS - Camaro Silver

BZ - Statuary Bronze

Variety of RAL colors & Axalta/DuPont colors available upon request.



Los Angeles Lighting Mfg. Co.

Contact Us
 T: 626-454-8300 10141 Olney Street
 F: 626-454-8399 El Monte, CA 91731
 www.lalighting.com Made in the USA



Due to continued product improvements and enhancements, Los Angeles Lighting Manufacturing Company reserves the right to alter specifications, dimensions, data, and/or materials without notice. Please visit our website to view the most current information.

© 2022 LOS ANGELES LIGHTING MANUFACTURING CO. ALL RIGHTS RESERVED.

Revised: 09/12/2025

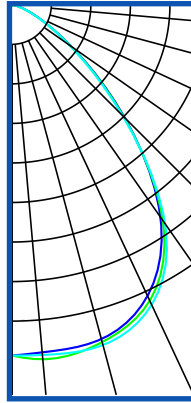
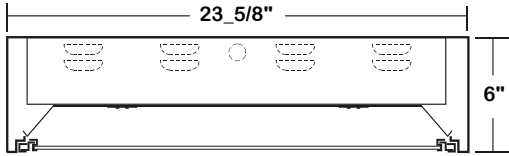


MADE IN THE USA
 BABA/BAA Compliant

PHOTOMETRIC DATA - MBL220 SERIES

MBL220-8-2L-FSW-PA-1DRDM-UNV-2/850HT

TEST NO.=LA-T3144
 LED TYPE=144 LED MODULE
 NO. OF MODULE=2
 SYSTEM WATT (W)=49.5
 CRI ≥ 80
 L70(Hrs.) ≥ 50,000
 PHOTOMETRY TYPE=C



CANDLEPOWER			
ANGLE	END	45	CROSS
0	3452	3451	3452
5	3433	3502	3459
15	3405	3436	3466
25	3161	3212	3256
35	2550	2591	2630
45	1572	1555	1540
55	717	704	695
65	266	260	255
75	76	73	74
85	11	11	11
90	1	1	1
95	0	0	0
115	0	0	0
125	0	0	0
135	0	0	0
145	0	0	0
155	0	0	0
165	0	0	0
175	0	0	0
180	0	0	0

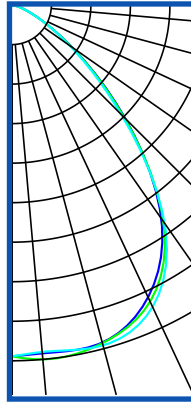
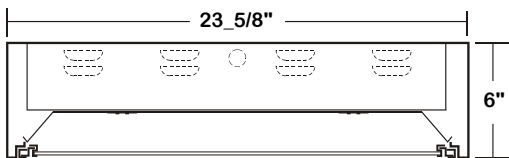
ZONAL LUMEN SUMMARY			
DEGREES	LUMENS	% LAMP	% FIXTURE
0-30	2791	31.9	42.28
0-40	4419	50.5	66.93
0-60	6256	71.4	94.76
0-90	6602	75.4	100.0
90-120	0.1	0.0	0.0
90-150	0.1	0.0	0.0
90-180	0.1	0.0	0.0
0-180	6602	75.4	100.00

Luminaire Output= 6602 lumens
 Luminaire Efficacy = 133.3 lm/W

SPACING CRITERION	
ALONG	ACROSS
1.21	1.24

MBL220-12-2L-FSW-PA-1DRDM-UNV-2/850HT

TEST NO.=LA-T3145
 LED TYPE=144 LED MODULE
 NO. OF MODULE=2
 SYSTEM WATT (W)=76.1
 CRI ≥ 80
 L70(Hrs.) ≥ 50,000
 PHOTOMETRY TYPE=C



CANDLEPOWER			
ANGLE	END	45	CROSS
0	5112	5112	5112
5	5088	5176	5067
15	5085	5093	5127
25	4691	4762	4847
35	3791	3845	3877
45	2334	2313	2253
55	1065	1054	1030
65	386	386	381
75	111	111	110
85	1	1	1
90	1	1	0
95	0	0	0
115	0	0	0
125	0	0	0
135	0	0	0
145	0	0	0
155	0	0	0
165	0	0	0
175	0	0	0
180	0	0	0

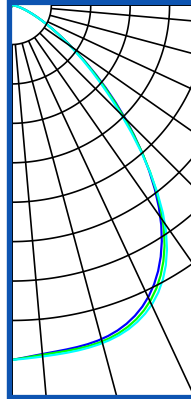
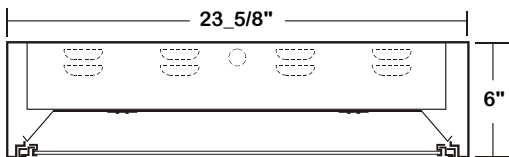
ZONAL LUMEN SUMMARY			
DEGREES	LUMENS	% LAMP	% FIXTURE
0-30	4141	31.8	42.2
0-40	6553	50.4	66.9
0-60	9280	71.4	94.76
0-90	9793	75.4	100
90-120	0.2	0.0	0.0
90-150	0.2	0.0	0.0
90-180	0.2	0.0	0.0
0-180	9793	75.4	100

Luminaire Output= 9793 lumens
 Luminaire Efficacy = 128.7 lm/W

SPACING CRITERION	
ALONG	ACROSS
1.21	1.24

MBL220-16-2L-FSW-PA-1DRDM-UNV-2/850HT

TEST NO.=LA-T3136
 LED TYPE=144 LED MODULE
 NO. OF MODULE=2
 SYSTEM WATT (W)=103.3
 CRI ≥ 80
 L70(Hrs.) ≥ 50,000
 PHOTOMETRY TYPE=C



CANDLEPOWER			
ANGLE	END	45	CROSS
0	6820	6820	6820
5	6733	6748	6780
15	6648	6696	6726
25	6198	6283	6357
35	4978	5062	5129
45	3080	3039	2964
55	1402	1381	1359
65	514	506	502
75	145	145	140
85	21	22	22
90	1	1	1
95	0	0	0
115	0	0	0
125	0	0	0
135	0	0	0
145	0	0	0
155	0	0	0
165	0	0	0
175	0	0	0
180	0	0	0

ZONAL LUMEN SUMMARY			
DEGREES	LUMENS	% LAMP	% FIXTURE
0-30	5449	31.8	42.2
0-40	8626	50.7	66.9
0-60	12213	71.4	94.7
0-90	12886	75.4	100.0
90-120	0.3	0.0	0.0
90-150	0.3	0.0	0.0
90-180	0.3	0.0	0.0
0-180	12886	75.4	100.00

Luminaire Output= 12886 lumens
 Luminaire Efficacy = 124.7 lm/W

SPACING CRITERION	
ALONG	ACROSS
1.20	1.23

This Space is intentionally left blank.



LOS ANGELES LIGHTING MFG. CO.

10141 OLNEY ST. / EL MONTE, CA 91731
 TEL 626-454-8300 | FAX 626-454-8399 | www.lalighting.com