



BAYLIGHTER®

PBL229 SERIES



Medium / High Bay Luminaire



- Medium / High Bay Compact Fluorescent Luminaire
- High Impact / Vandal Resistant
- 40W, 50W, 55W Biax Lamp
- Pendant Mounted
- Die Cast Center Hub For 3/4" Pipe
- Powder Coated Finish / Painted After Fabrication
- Full Length Piano Hinge & Captive Screws
- Up To 6 Levels Switching
- Suitable for Damp Locations
- Available with:
 - 95% Enhanced Specular Aluminum Reflectors
 - Variety of Lenses
 - Tamper Proof Screws
 - Emergency Battery Pack
 - Sensor



Photometric Data and IES Files are Available on www.lalighting.com



LOS ANGELES LIGHTING MFG. CO.

10141 OLNEY ST. / EL MONTE, CA 91731

TEL : 626-454-8300 FAX : 626-454-8399

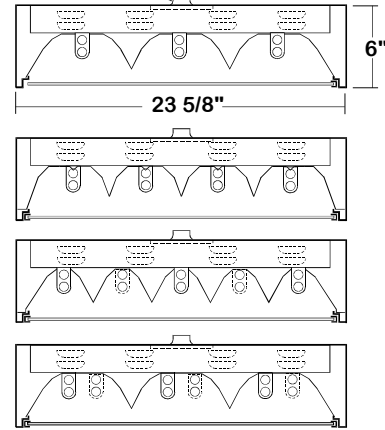
www.lalighting.com



PBL229 SERIES

CROSS SECTION

DIE CAST HUB FOR 3/4" PIPE. (INCLUDED) PENDANT BY OTHERS

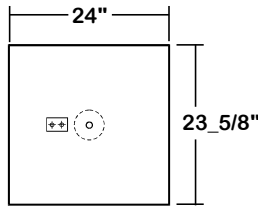


CATALOG NUMBER

CATALOG NUMBER	NOMINAL WIDTH X LENGTH	TOTAL LAMPS
PBL229-3-2B	2' X 2'	3
PBL229-4-2B	2' X 2'	4
PBL229-5-2B	2' X 2'	5
PBL229-6-2B	2' X 2'	6

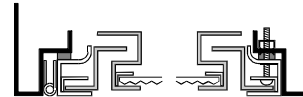
BACK PLATE

- 3/4" HUB
- ACCESS PLATE



DOORFRAME INFORMATION

CROSS SECTION

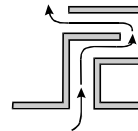


EXPLANATION

- Continuous Piano Hinge.
- Two Captive Screws.
- Welded Inner Frame Lens Retainer Rail.

AIR SLOT

Formed air slot, allows air circulation for heat removal.



FS W

FINISHES

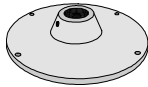
- W - White Enamel
- B - Black Enamel

STYLES

- FS - Flat Steel

HUB FOR 3/4" PIPE

Aluminum die cast hub for 3/4" pipe with safety cable set.

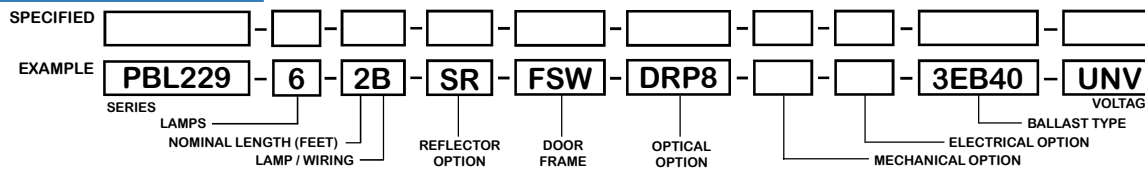


Each set consists of:

- One Hub .
- 8' cable, one end free and the other end secured within fixture.
- Self-locking device secures the free end to ceiling member.

*Please see Page REF-5 for mounting detail.

ORDERING GUIDE



NOTE: LAMP/WIRING*
B= Compact Twin Tube

OPTIONS AND ACCESSORIES

REFLECTOR OPTIONS

- Specular Aluminum Reflector (95%)
- White Aluminum Reflector (90%)

SUFFIX

- SR
- WR

OPTICAL OPTIONS

- Clear Polycarbonate .125
- Clear Prismatic Polycarbonate .125
- High Impact Clear Prismatic Acrylic .125
- High Impact Clear Prismatic Acrylic .187
- * Other Lens Available Upon Request

SUFFIX

- CPC2
- PPC2
- DRP2
- DRP8

MECHANICAL OPTIONS

- Tamper Proof Screws (Hex Socket With Post)

SUFFIX

- TP

ELECTRICAL OPTIONS

- Emergency Battery Pack
- External Line Fusing (HLR/GLR)
- Radio Interference Filters
- Motion Sensor

SUFFIX

- BP*
- ELF
- RIF
- MS

BALLAST OPTIONS

- Electronic 40W Compact Twin Tube
- Electronic 50W Compact Twin Tube
- Electronic 55W Compact Twin Tube

SUFFIX

- EB40
- EB50
- EB55

ACCESSORIED

- Ceiling Spacers

CAT. NO.

*

*See appropriate reference page

SPECIFICATIONS

- **TYPE**
- **CONSTRUCTION**
- **FINISH**
- **REFLECTOR**
- **DOOR FRAME**
- **OPTICS**
- **SAFETY CABLE**
- **WIRING**
- **LABELS**

Pendant mounted low bay / high bay general area luminaire, for use in high impact / vandal resistant applications.
 20 gauge die formed cold rolled steel housing with hub for 3/4" pipe. Welded construction with louvered vents on each side for heat removal. Baked white powder coated finish, minimum reflectance 90%, painted after fabrication.
 Enhanced aluminum reflectors, 95% reflectance.
 20 gauge cold rolled steel, continuous piano hinge and 2 captive screws, inner frame lens retainer rail.
 Available with various high impact acrylic or polycarbonate lenses.
 1/8" safety cable allows attachment to ceiling member at a maximum of 72" from top of fixture. Supplied with a self-locking grip.
 120v 60Hz., 277v 60Hz., UNV (universal voltage 120v thru 277v.) or as otherwise specified.
 Up to 6 levels of switching available as specified.
 U.L. or ETL Listed. Suitable for damp locations.


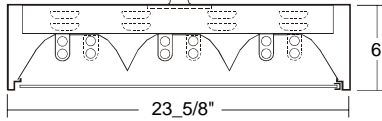


PHOTOMETRIC DATA

PBL229-6-2B-SR-FSW-CA-EB40

TEST NO.=LA-T0297-1
 LAMP TYPE=F40BX
 NO. OF LAMP=6
 LUMENS PER LAMP=3150
 WATTS PER LAMP=40
 BALLAST FACTOR=1
 PHOTOMETRY TYPE=C

DIE CAST HUB FOR 3/4" PIPE. (INCLUDED) PENDANT BY OTHERS



CANDLEPOWER

ANGLE	END	45	CROSS
0	4497	4497	4497
5	4615	5159	5547
15	4452	5374	5743
25	1132	5263	5723
35	3910	4776	4989
45	3234	3683	3365
55	2414	2451	2390
65	1358	1274	1065
75	485	384	319
85	56	41	36
90	0	1	0
95	0	0	0
105	0	0	0
115	0	0	0
125	0	0	0
135	0	0	0
145	0	0	0
155	0	0	0
165	0	0	0
175	0	0	0
180	0	0	0

ZONAL LUMEN SUMMARY

DEGREES	LUMENS	% LAMP	% FIXTURE
0-30	4362	23.1	31.6
0-40	7260	38.4	52.5
0-60	12141	64.2	87.8
0-90	13826	73.2	100.0
90-120	0	0.0	0
90-150	0	0.0	0
90-180	0	0.0	0
0-180	13826	73.2	100.0

Lumen Output = 13826 lumens
 Luminaire Efficiency = 73.2%


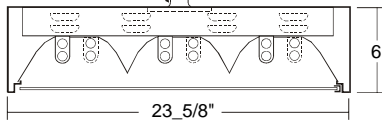
SPACING CRITERION

ALONG	ACROSS
1.35	1.54

PBL229-6-2B-SR-FSW-PA-EB40

TEST NO.=LA-T0298-1
 LAMP TYPE=F40BX
 NO. OF LAMP=6
 LUMENS PER LAMP=3150
 WATTS PER LAMP=40
 BALLAST FACTOR=1
 PHOTOMETRY TYPE=C

DIE CAST HUB FOR 3/4" PIPE. (INCLUDED) PENDANT BY OTHERS



CANDLEPOWER

ANGLE	END	45	CROSS
0	5861	5861	5861
5	5446	5427	5388
15	4765	5010	5252
25	4252	4502	4768
35	3551	3773	3852
45	2754	2821	2823
55	1741	1764	1693
65	911	908	888
75	472	468	468
85	146	143	140
90	13	9	14
95	0	0	0
105	0	0	0
115	0	0	0
125	0	0	0
135	0	0	0
145	0	0	0
155	0	0	0
165	0	0	0
175	0	0	0
180	0	0	0

ZONAL LUMEN SUMMARY

DEGREES	LUMENS	% LAMP	% FIXTURE
0-30	4026	21.3	34.6
0-40	6373	33.7	54.8
0-60	10107	53.5	87.0
0-90	11620	61.5	100.0
90-120	3	0.0	0
90-150	3	0.0	0
90-180	3	0.0	0
0-180	11623	61.5	100.0

Lumen Output = 11623 lumens
 Luminaire Efficiency = 61.5%

SPACING CRITERION

ALONG	ACROSS
1.35	1.54

This space is intentionally left blank.

This space is intentionally left blank.

