



RECESSED FHL315



20" WIDE HINGE AND LATCH FLANGED TROFFER

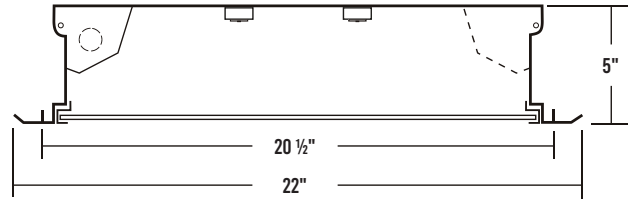
JOB	
TYPE	
DATE	

Recessed Flanged



Overall dimensions including flange: 22" x 50"
Required ceiling opening: 20 1/2" x 48 1/2"

CROSS SECTION

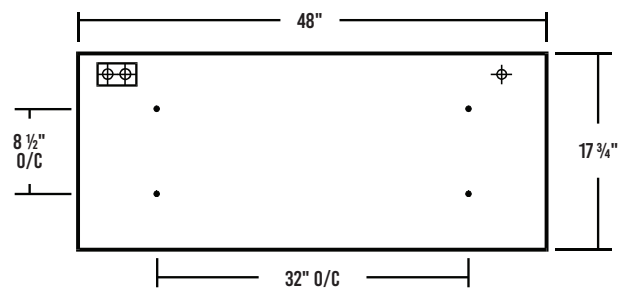


☒ Access Plate

⊕ 7/8" Offset KO

- 3/8" KO

BACKPLATE



SPECIFICATIONS

Construction

- 22 gauge cold-rolled steel housing
- 20 gauge cold rolled steel door frame secured by T-hinges and positive spring loaded latches
- 18 gauge cold-rolled steel trim flange
- One-way polyurethane gasket

Finish

- Baked white polyester finish
- Minimum reflectance 86%
- Door frame and trim flange painted after fabrication

Optical

- Clear prismatic acrylic lens

Electrical

- High-efficiency drivers coupled with long-life LEDs
- Service life tested at 148,000 hours (L70)
- Universal voltage 120V through 277V (347V / 480V available)
- Power Factor (PF) ≥ 0.9
- Total Harmonic Distortion (THD) ≤ 20%

Listing

- UL USA and Canada listed / suitable for damp locations

Warranty

- 5-Year limited warranty standard. 10-Year limited warranty also available

APPLICATIONS

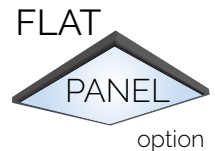
- Offices, Schools, Commercial

FEATURES

- Made in America, BABA & BAA Compliant
- 0-10V dimming driver standard
- Supports California Title 24 compliance

OPTIONS

- Range of lumen packages and color temperatures
- Flat panel optics
- Sensors and controls
- Lens options
- Painted after fabrication
- Tunable white (2700K – 6500K)
- Emergency battery pack
- 20 gauge housing
- Extruded aluminum door frame
- Neoprene gasket
- Hanger yokes
- Swing out jacks
- Customization available upon request



Los Angeles Lighting Mfg. Co.
 Contact Us
 T: 626-454-8300 10141 Olney Street
 F: 626-454-8399 El Monte, CA 91731
 www.lalighting.com Made in the USA



Due to continued product improvements and enhancements, Los Angeles Lighting Manufacturing Company reserves the right to alter specifications, dimensions, data, and/or materials without notice. Please visit our website to view the most current information.

© 2025 LOS ANGELES LIGHTING MANUFACTURING CO. ALL RIGHTS RESERVED

Revised: 09/25/25

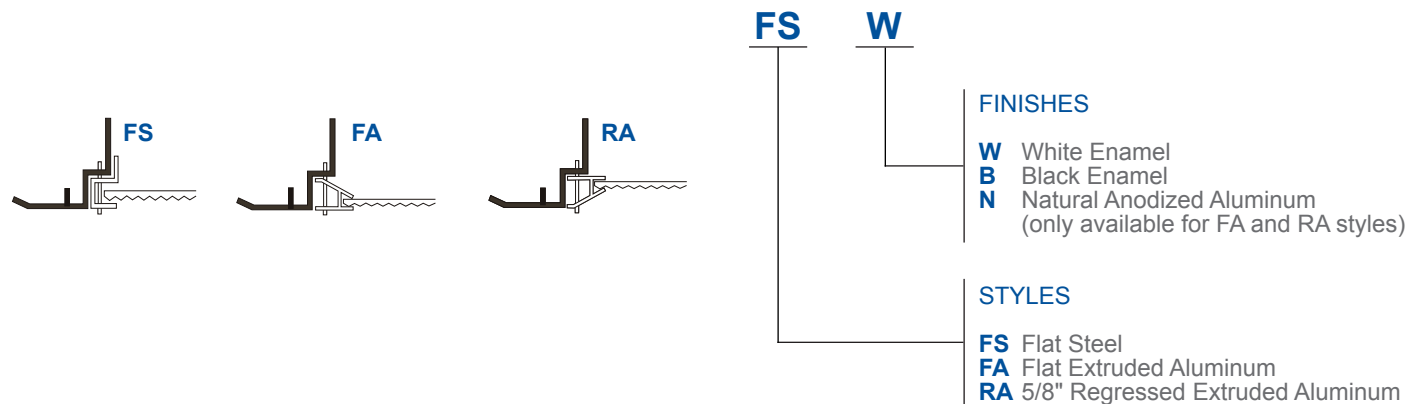


ORDERING INFORMATION

Visit www.lalighting.com/resources for additional options.

EXAMPLE: FHL315-4-4L-FSW-PA-BPL1.5-DRDM-UNV-2/840										
SERIES	NOMINAL LED LUMENS	NOMINAL LENGTH	DOOR FRAME	OPTICAL	MECHANICAL	ELECTRICAL	DRIVER	VOLTAGE	LED LAYOUT	CRI / CCT
FHL315		4L								
FHL315 • 20" Wide Hinge and Latch Flanged Troffer	2 - 2000 lm 3 - 3000 lm 4 - 4000 lm 6 - 6000 lm 8 - 8000 lm 12 - 12000 lm High Efficacy 2HE - 2000 lm 3HE - 3000 lm 4HE - 4000 lm 6HE - 6000 lm 12HE - 12000 lm	4L • 4'	FSW • Flat Steel White Enamel	PA • Clear Prismatic Acrylic PA2 • Clear Prismatic Acrylic 0.125" FPA2 • Frosted Prismatic Acrylic 0.125" FFWA • Flat Frosted White Acrylic	GSKNx • Neoprene Gasket *Leave blank for standard 1-way polyurethane gasket	BPL1.5 • 1500 lm emergency battery pack WLC(xx) • Wireless Control *Leave blank if not specified	DRDM • 0-10V Dimming Driver DRDM2C • 2-Channel 0-10V Dimming Driver (for Color Tunable White) DRSD • Step Dimming Driver DR2W • 120V 2-Wire Phase Dimming Driver (Must Specify 120V in Voltage Column)	UNV • 120V-277V 120V • 120 Volt 277V • 277 Volt	2 • Two Rows P4 • Flat Panel (Must specify FFWA in optical column)	827 • 80+CRI / 2700K 830 • 80+CRI / 3000K 835 • 80+CRI / 3500K 840 • 80+CRI / 4000K 850 • 80+CRI / 5000K 865 • 80+CRI / 6500K 8TW • 80+CRI Tunable White 2700K-6500K Requires DRDM2C driver 90CRI Also available Contact customer service for additional CRI/CCT packages.
Standard options for FHL315 shown above. For additional options, including lumen packages, controls, lenses, switches, finishes, and more, visit www.lalighting.com/resources or contact customer service.										

DOOR FRAME CROSS SECTION



OPTICAL OPTIONS

STANDARD LENSES FOR FHL315

- PA** Clear Prismatic Acrylic, No Thickness Specified, Female Prisms 3/16 Square Base
- PA2** Clear Prismatic Acrylic, Nom. 0.125" OA Thickness, Female Prisms 3/16 Square Base
- FFWA** Flat Frosted White Acrylic
- FPA2** Frosted Prismatic Acrylic, Nom. 0.125" OA Thickness, Female Prisms 3/16 Square Base



Los Angeles Lighting Mfg. Co.
 Contact Us
 T: 626-454-8300 10141 Olney Street
 F: 626-454-8399 El Monte, CA 91731
www.lalighting.com Made in the USA



Due to continued product improvements and enhancements, Los Angeles Lighting Manufacturing Company reserves the right to alter specifications, dimensions, data, and/or materials without notice. Please visit our website to view the most current information.

© 2025 LOS ANGELES LIGHTING MANUFACTURING CO. ALL RIGHTS RESERVED

Revised: 09/25/25



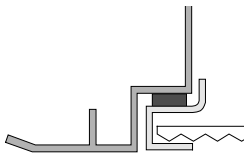
NEOPRENE GASKET

If Neoprene gasketing is not specified, standard 1-way polyurethane gasket will be used.



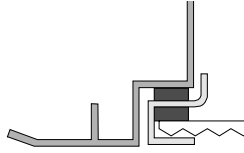
1-WAY

Gasket between housing and door frame. Only for FS and FA style door frames.



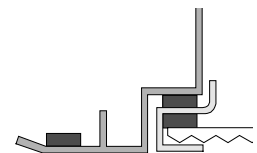
2-WAY

Additional gasket between door frame and lens. Only for FS style door frames.



3-WAY

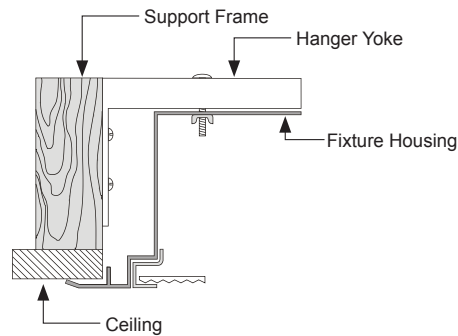
Additional gasket between housing and ceiling. Only for FS style door frames.



MOUNTING HARDWARE

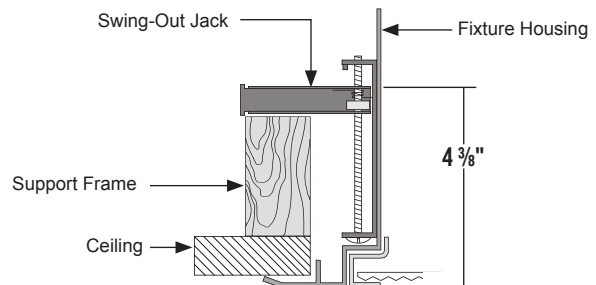
HANGER YOKES: HS-20

- Used to secure recessed flanged fixtures to support frame in hard ceilings
- Provided screws secure hanger yoke to fixture through knockouts in top of housing
- Two hanger yokes required for each 4' fixture.



SWING-OUT JACKS: SOJ

- Spring-loaded adjustable mounting brackets used to secure recessed flanged fixtures to support frame in hard ceilings
- Four swing-out jacks per set; 1 set required per fixture



Los Angeles Lighting Mfg. Co.
 Contact Us
 T: 626-454-8300 10141 Olney Street
 F: 626-454-8399 El Monte, CA 91731
 www.lalighting.com Made in the USA



Due to continued product improvements and enhancements, Los Angeles Lighting Manufacturing Company reserves the right to alter specifications, dimensions, data, and/or materials without notice. Please visit our website to view the most current information.

© 2025 LOS ANGELES LIGHTING MANUFACTURING CO. ALL RIGHTS RESERVED

Revised: 09/25/25



SYSTEM DATA: Additional Lumen Packages Available. Contact Customer Service for More Information

Normal Temp

4'	LED LUMEN PACKAGE	NORMAL AMBIENT TEMPERATURE PRODUCT CODE	DELIVERED LUMENS	SYSTEM WATTS	LUMINAIRE EFFICACY	AMBIENT TEMP.	FLUORESCENT EQUIVALENT	IES FILES
	2000 Lumens (Nominal)	FHL315-2-4L-FSW-PA-DRDM-UNV-2/840	1627	12.4	131.7 lm/W	-20°C / 35°C (-4°F / 95°F)	1x F32T8	*
	3000 Lumens (Nominal)	FHL315-3-4L-FSW-PA-DRDM-UNV-2/840	2260	17.3	130.7 lm/W	-20°C / 35°C (-4°F / 95°F)	2x F32T8	*
	4000 Lumens (Nominal)	FHL315-4-4L-FSW-PA-DRDM-UNV-2/840	3202	24.9	128.4 lm/W	-20°C / 35°C (-4°F / 95°F)	1x F54T5HO 2x F32T8	*
	6000 Lumens (Nominal)	FHL315-6-4L-FSW-PA-DRDM-UNV-2/840	4755	37.8	125.9 lm/W	-20°C / 35°C (-4°F / 95°F)	3x F32T8	*
	8000 Lumens (Nominal)	FHL315-8-4L-FSW-PA-DRDM-UNV-2/840	6285	50.9	123.4 lm/W	-20°C / 35°C (-4°F / 95°F)	2x F54T5HO 4x F32T8	*
	12000 Lumens (Nominal)	FHL315-12-4L-FSW-PA-DRDM-UNV-2/840	9279	78.0	119.0 lm/W	-20°C / 35°C (-4°F / 95°F)	3x F54T5HO 6x F32T8	*

Normal Temp High Efficacy

4'	LED LUMEN PACKAGE	NORMAL AMBIENT TEMPERATURE (HIGH EFFICACY) PRODUCT CODE	DELIVERED LUMENS	SYSTEM WATTS	LUMINAIRE EFFICACY	AMBIENT TEMP.	FLUORESCENT EQUIVALENT	IES FILES
	2000 Lumens (Nominal)	FHL315-2HE-4L-FSW-PA-DRDM-UNV-2/840	1663	12.2	135.9 lm/W	-20°C / 35°C (-4°F / 95°F)	1x F32T8	*
	3000 Lumens (Nominal)	FHL315-3HE-4L-FSW-PA-DRDM-UNV-2/840	2300	17.2	133.9 lm/W	-20°C / 35°C (-4°F / 95°F)	2x F32T8	*
	4000 Lumens (Nominal)	FHL315-4HE-4L-FSW-PA-DRDM-UNV-2/840	3254	24.6	132.3 lm/W	-20°C / 35°C (-4°F / 95°F)	1x F54T5HO 2x F32T8	*
	6000 Lumens (Nominal)	FHL315-6HE-4L-FSW-PA-DRDM-UNV-2/840	4520	34.6	130.7 lm/W	-20°C / 35°C (-4°F / 95°F)	3x F32T8	*
	12000 Lumens (Nominal)	FHL315-12HE-4L-FSW-PA-DRDM-UNV-2/840	9201	72.8	126.3 lm/W	-20°C / 35°C (-4°F / 95°F)	3x F54T5HO 6x F32T8	*

NOTE:

System data as of 10/16/24 (K-Boards).
Luminaire efficiency: 75.1%
Subject to change without notice.

System data is based on 120V input voltage. Actual performance may differ as a result of end-user environment and application. This fixture has been tested and listed in accordance with UL Standards. L.A. Lighting certifies that it will operate safely when installed properly, and within an ambient temperature range noted in the system data table.

Additional lumen packages and color temperatures available.



Los Angeles Lighting Mfg. Co.
Contact Us
T: 626-454-8300 10141 Olney Street
F: 626-454-8399 El Monte, CA 91731
www.lalighting.com Made in the USA



Due to continued product improvements and enhancements, Los Angeles Lighting Manufacturing Company reserves the right to alter specifications, dimensions, data, and/or materials without notice. Please visit our website to view the most current information.

© 2025 LOS ANGELES LIGHTING MANUFACTURING CO. ALL RIGHTS RESERVED

Revised: 09/25/25

