



WRAPAROUND

WSE250 (3FT) SERIES (4' AND 8' AVAILABLE)

PARKING STRUCTURE WRAPAROUND LUMINAIRE



| | |
|------|--|
| DATE | |
| JOB | |

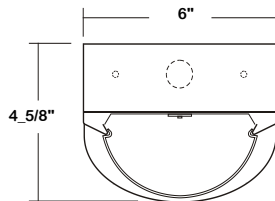
WWW.LALIGHTING.COM
626-454-8300

APPLICATIONS

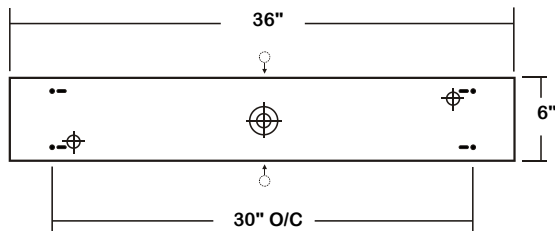
COMMERCIAL, CORRIDOR,
PARKING STRUCTURE,
CANOPY



DIMENSIONS



- V-HOOK
- ⊕ 7/8" OFFSET K.O.
- ⊕ 2" K.O.
- 7/8" K.O. ON SIDE OF HOUSING FOR 1/2" CONDUIT



SPECIFICATIONS

FEATURES

- Surface / suspension mounted LED luminaire (Aircraft Cable Mounting System available)
- 0-10V dimming driver standard (other dimming types available)
- Controls and sensors available
- Wireless control options (Lutron, EnOcean, ZigBee, etc.)
- Supports California Title 24 compliance
- Suitable for damp locations
- Additional lumen packages and color temperatures available
- Full customization available upon request

CONSTRUCTION

- Aluminum housing with riveted end plates
- Side knockouts for 1/2" conduit
- End neoprene gasket
- 45-degree mounting bracket available

OPTICAL

- Snap-on frosted micro linear prism acrylic lens, prism on inside

ELECTRICAL

- High efficiency drivers coupled with long-life LEDs
- Service life greater than 50,000 hours (L70)
- Universal voltage 120V through 277V (347V / 480V available)
- Emergency battery pack available

FINISH

- Baked white polyester finish
- Minimum reflectance 90%

WARRANTY

- 5-Year limited warranty standard. 10-Year limited warranty also available

ORDERING INFORMATION

EXAMPLE: WSE250-3-3L-BPL1.5-DRDM-UNV-1/840

| SERIES | LED LUMEN PACKAGE | NOMINAL LENGTH | ELECTRICAL | DRIVER | VOLTAGE | # OF LED ROW | CRI / CCT |
|--|--|-----------------|---|--|--|-------------------------|--|
| WSE250 | | 3L | | | UNV | 1 | |
| WSE250 Parking Structure Wraparound LED Luminaire | 3 Nom. 3000 Lumens <i>*Additional Lumen Packages Available</i> | 3L 3' | BPL1.5 1500lm Emergency Battery Pack SDxx Step Dimming Control <small>*Leave Blank if Not Specified</small> <i>Additional Motion Sensor Options</i> <i>Additional Electrical Options</i> | DRDM 0-10V Dimming Driver <i>Additional Driver Options</i> | UNV 120V-277V <small>*Additional Voltages Available</small> | 1 One LED Row | 835 80+CRI / 3500K Color Temp. 840 80+CRI / 4000K Color Temp. 850 80+CRI / 5000K Color Temp. <small>*Additional Color Temp. Available</small> |
| Standard options for WSE250 shown above. For additional options, including lumen packages, controls, lenses, switches, finishes, and more, visit www.lalighting.com/resources or contact customer service. | | | <small>Note: For integrated sensor, refer to WSE251. For end mounted sensor options, contact Customer Service.</small> | | | | |



Los Angeles Lighting Mfg. Co.
Contact Us
T: 626-454-8300 10141 Olney Street
F: 626-454-8399 El Monte, CA 91731
www.lalighting.com Made in the USA



Due to continued product improvements and enhancements, Los Angeles Lighting Manufacturing Company reserves the right to alter specifications, dimensions, data, and/or materials without notice. Please visit our website to view the most current information.

© 2022 LOS ANGELES LIGHTING MANUFACTURING CO. ALL RIGHTS RESERVED.

Revised: 07/17/23



SYSTEM DATA

| NOMINAL SIZE | LED LUMEN PACKAGE | CRI / CCT | DELIVERED LUMENS | SYSTEM WATTS | LUMINAIRE EFFICACY | FLUORESCENT EQUIVALENT | IES FILES |
|--------------|-------------------|-----------|------------------|--------------|--------------------|------------------------|-----------|
| 3' | 3000 lm | 835 | 2616 lm | 26.1 W | 100.2 lm/W | 3-F17T8, 1-F39T5HO | * |
| | | 840 | 2706 lm | 26.1 W | 103.6 lm/W | | * |

NOTE:

System data above is based on 120V input voltage.
Actual performance may differ as a result of end-user environment and application.
This fixture has been tested and listed in accordance with UL Standards. L.A. Lighting certifies that it will operate safely when installed properly, and within an ambient temperature range from -20°C to 40°C.

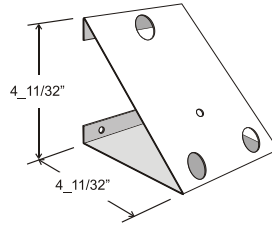
Additional lumen packages and color temperatures available.

ACCESSORIES

45MB

- 45-Degree Mounting Bracket
- Designed for mounting lighting fixtures at 45° angle
- Ideal for wall or ceiling mount applications
- 18 ga. electro galvanized steel
- Baked white powder coated finish

Note: Must drill own holes for 45-Degree Mounting Bracket.



CEILING MOUNT



WALL MOUNT



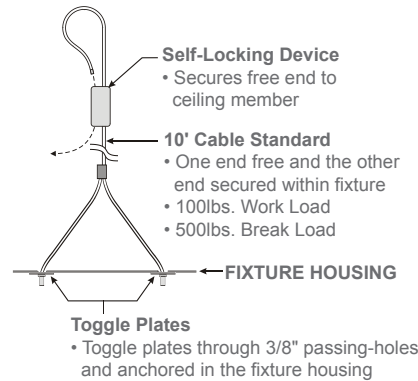
V4

- 4" Leg Height V-Hook
- Two (2) per fixture



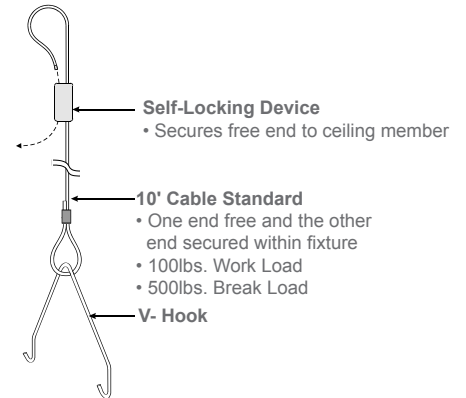
YTCS10

- Y-Toggle-End / Cable Suspension System



V4CS10

- V-Hook / Cable Suspension System
- Cable set with V4 hooks



Los Angeles Lighting Mfg. Co.
Contact Us
T: 626-454-8300
F: 626-454-8399
www.laighting.com
10141 Olney Street
El Monte, CA 91731
Made in the USA



Due to continued product improvements and enhancements, Los Angeles Lighting Manufacturing Company reserves the right to alter specifications, dimensions, data, and/or materials without notice. Please visit our website to view the most current information.

© 2022 LOS ANGELES LIGHTING MANUFACTURING CO. ALL RIGHTS RESERVED.

Revised: 07/17/23

