



ARCHITECTURAL LED

STW 180 (4FT) SERIES (8' AVAILABLE)


2_1/4" WIDE INDIRECT ILLUMINATED LENSED STRIP LUMINAIRE

DATE	
JOB	


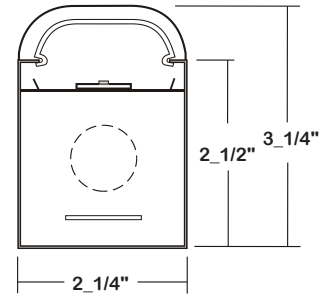
WWW.LALIGHTING.COM
626-454-8300

SUSPENSION MOUNTED LED LUMINAIRE

DIMENSIONS



*Canopy suspension system sold



APPLICATIONS

- Architectural, Office, Retail, Commercial

FEATURES

- 0-10V dimming driver standard (See *DRIVER OPTIONS* for other dimming types)
- Supports California Title 24 compliance

OPTIONS

- Full customization available upon request
- Additional lumen packages and color temperatures available
- Controls and sensors available (See *SENSOR OPTIONS* for controls and sensors)
- Wireless control options available (See *SENSOR OPTIONS* for wireless controls)
- Custom colors available (See *CUSTOM COLORS* for standard and custom options)
- Emergency battery pack available (See *BATTERY PACK OPTIONS* for battery pack options)
- Canopy suspension systems available (See *ACCESSORIES* for suspension options)
- Tunable white available (2700K-6500K)

SPECIFICATIONS

CONSTRUCTION

- 22 ga. cold rolled steel housing
- 22 ga. cold rolled steel mounting boxes on each end
- No unused holes or knockouts

FINISH

- Baked white powder coated finish / welded and painted after fabrication / minimum reflectance 90%

OPTICAL

- Frosted white acrylic lens

ELECTRICAL

- High efficiency drivers coupled with long-life LEDs
- Service life tested at 215,000 hours (L70), 60,000 hours (L90)
- Universal voltage 120V through 277V (347V / 480V available)
- Power Factor (PF) ≥ 0.9
- Total Harmonic Distortion (THD) ≤ 20%

LISTING

- UL USA and Canada listed / suitable for damp locations

WARRANTY

- 5-year limited warranty



Los Angeles Lighting Mfg. Co.
Headquarters
10141 Olney Street
El Monte, CA 91731
Made in the USA

Contact Us
T: 626-454-8300
F: 626-454-8399
www.lalighting.com



Due to continued product improvements and enhancements, Los Angeles Lighting Manufacturing Company reserves the right to alter specifications, dimensions, data, and/or materials without notice. Please visit our website to view the most current information.

MADE IN THE U.S.A.

Revised 06-14-19

WARNING

ORDERING INFORMATION

EXAMPLE: STW180-6-4L-FRWA-DRDM-UNV-1/840

SERIES	LED LUMEN PACKAGE	EFFICACY	NOMINAL LENGTH	COLOR	OPTICAL	ELECTRICAL	DRIVER	VOLTAGE	# OF LED ROW	CRI / CCT
STW180			4L		FRWA		DRDM	UNV	1	
STW180 2_1/4" Wide Indirect Illuminated Lensed Strip LED Luminaire	2 Nom. 2000 Lumens 4 Nom. 4000 Lumens 6 Nom. 6000 Lumens 8 Nom. 8000 Lumens *Additional Lumen Packages Available	(Blank) Standard HE High Efficacy (Only 2000 / 4000 / 6000 lumens Systems)	4L 4'	(Blank) Standard White BLK Matte Black CS Camaro Silver BZ Statuary Bronze See CUSTOM COLORS for Options *Additional Colors Available Upon Request	FRWA Frosted White Acrylic	BPLSL1.5 Emergency Battery Pack, Slim Casing, Nom. 1500 lm See BATTERY PACK OPTIONS for Options WLC(LED RU) EnOcean Wireless Control See SENSOR OPTIONS for Options *Leave Blank if Not Specified Additional Electrical Options	DRDM 0-10V Dimming Driver See DRIVER OPTIONS for Options	UNV 120V-277V See DRIVER OPTIONS for Options	1 One LED Row	830 80+CRI / 3000K Color Temp. 835 80+CRI / 3500K Color Temp. 840 80+CRI / 4000K Color Temp. 850 80+CRI / 5000K Color Temp. *Additional Color Temp. Available

SYSTEM DATA

THESE ARE THE MOST POPULAR LUMEN PACKAGES. PLEASE CONSULT FACTORY FOR ADDITIONAL SYSTEM DATA.

LED LUMEN PACKAGE	NORMAL AMBIENT TEMPERATURE PRODUCT CODE	DELIVERED LUMENS	SYSTEM WATTS	LUMINAIRE EFFICACY	AMBIENT TEMP.	FLUORESCENT / HID EQUIVALENT	IES FILES
2000 Lumens (Nominal)	STW180-2-4L-FRWA-DRDM-UNV-1/835	1424 lm	17.2 W	82.9 lm/W	-20°C / 35°C	1-F32T8	*
	STW180-2-4L-FRWA-DRDM-UNV-1/840	1976 lm	16 W	123.5 lm/W			*
	STW180-2-4L-FRWA-DRDM-UNV-1/850	1633 lm	17.4 W	94.0 lm/W			*
4000 Lumens (Nominal)	STW180-4-4L-FRWA-DRDM-UNV-1/830	3223 lm	33.3 W	96.8 lm/W	-20°C / 35°C	2-F32T8, 1-F54T5HO	*
	STW180-4-4L-FRWA-DRDM-UNV-1/835	2866 lm	34.6 W	83.0 lm/W			*
	STW180-4-4L-FRWA-DRDM-UNV-1/840	3004 lm	34.2 W	87.8 lm/W			*
	STW180-4-4L-FRWA-DRDM-UNV-1/850	3293 lm	35.4 W	93.1 lm/W			*
6000 Lumens (Nominal)	STW180-6-4L-FRWA-DRDM-UNV-1/840	4648 lm	52.5 W	88.5 lm/W	-20°C / 35°C	3-F32T8	*
8000 Lumens (Nominal)	STW180-8-4L-FRWA-DRDM-UNV-1/835	6020 lm	66.4 W	90.7 lm/W	-20°C / 35°C	4-F32T8, 2-F54T5HO, 175 W (MH)	*
	STW180-8-4L-FRWA-DRDM-UNV-1/840	6213 lm	66.4 W	93.6 lm/W			*

LED LUMEN PACKAGE	NORMAL AMBIENT TEMPERATURE (HIGH EFFICACY) PRODUCT CODE	DELIVERED LUMENS	SYSTEM WATTS	LUMINAIRE EFFICACY	AMBIENT TEMP.	FLUORESCENT EQUIVALENT	IES FILES
2000 Lumens (Nominal)	STW180-2HE-4L-FRWA-DRDM-UNV-1/835	1774 lm	14.0 W	126.5 lm/W	-20°C / 35°C	1-F32T8	*
	STW180-2HE-4L-FRWA-DRDM-UNV-1/840	1853 lm	14.1 W	131.9 lm/W			*
4000 Lumens (Nominal)	STW180-4HE-4L-FRWA-DRDM-UNV-1/835	3501 lm	26.5 W	132.2 lm/W	-20°C / 35°C	2-F32T8, 1-F54T5HO	*
	STW180-4HE-4L-FRWA-DRDM-UNV-1/840	3620 lm	26.3 W	137.7 lm/W			*
6000 Lumens (Nominal)	STW180-6HE-4L-FRWA-DRDM-UNV-1/840	5010 lm	39.5 W	126.7 lm/W	-20°C / 35°C	3-F32T8	*

NOTE:
System data is based on 120V input voltage. Actual performance may differ as a result of end-user environment and application.

This fixture has been tested and listed in accordance with UL Standards. L.A. Lighting certifies that it will operate safely when installed properly, and within an ambient temperature range noted in the system data table.

Additional lumen packages and color temperatures available.



Los Angeles Lighting Mfg. Co.
Headquarters
10141 Olney Street
El Monte, CA 91731
Made in the USA

Contact Us
T: 626-454-8300
F: 626-454-8399
www.lalighting.com



Due to continued product improvements and enhancements, Los Angeles Lighting Manufacturing Company reserves the right to alter specifications, dimensions, data, and/or materials without notice. Please visit our website to view the most current information.

MADE IN THE U.S.A.

Revised 06-14-19

WARNING

SENSOR OPTIONS



CONTROLS AND SENSORS

WLC(LED RU) - EnOcean® LED Relay Zone Controller

- Supports a single LED fixture or multiple daisy chained LED fixtures
- Module installed inside lighting fixture

ESRPU-W-EO - EnOcean® Rocker Switch – Single – Surface Mount

- Wireless single rocker switch with mounting plate
- No batteries needed

EDRPU-W-EO - EnOcean® Rocker Switch – Double – Surface Mount

- Wireless double rocker switch with mounting plate
- No batteries needed

S3054-N300 - EnOcean® Navigan NWC 300U – Commissioning Tool

- Navigan Wireless Commissioner is used to configure EnOcean controllers & sensors
- It can be used to define link tables, change parameters/settings, and to edit & store projects
- Configuration settings can be saved and cloned to enable quick configuration
- Connectivity is through the NWC 300U USB Stick

EOSWU-W-EO - EnOcean® Occupancy Sensor – Wall Mount

- Wireless wall mounted occupancy sensor
- Solar powered - no batteries needed (coin battery operated in low light conditions)
- PIR motion sensor with both wide angle (50') and long range (100') options
- Mounting height: 6-8 feet

EOSCU-W-EO - EnOcean® Occupancy Sensor – Ceiling Mount

- Wireless ceiling mounted occupancy sensor
- Solar powered - no batteries needed (coin battery operated in low light conditions)
- PIR motion sensor with 360 degree viewing angle lens (34' diameter)
- Mounting height: 7-10 feet

ELLSU-W-EO - EnOcean® Light Level Sensor – Ceiling Mount

- Light Level sensor that measures and reports the level of available natural light
- Solar powered - no batteries needed (coin battery operated in low light conditions)
- Enables implementation of daylight harvesting control systems
- Mounting position: At the ceiling, close to ambient light source

CUSTOM COLORS

BLK - Matte Black

CS - Camaro Silver

BZ - Statuary Bronze

Variety of RAL colors & Axalta/DuPont colors available upon request.



Los Angeles Lighting Mfg. Co.
 Headquarters
 10141 Olney Street
 El Monte, CA 91731
 Made in the USA

Contact Us
 T: 626-454-8300
 F: 626-454-8399
 www.lalighting.com



Due to continued product improvements and enhancements, Los Angeles Lighting Manufacturing Company reserves the right to alter specifications, dimensions, data, and/or materials without notice. Please visit our website to view the most current information.

MADE IN THE U.S.A.

Revised 06-14-19

WARNING

DRIVER OPTIONS

PLEASE CONSULT FACTORY TO SEE IF YOUR SELECTED DRIVER OPTION WORKS WITH THIS FIXTURE.

DRDM - UNV

* Normal Stock Item

VOLTAGE

- 120V 120 Volt
- 277V 277 Volt
- UNV* Universal 120-277 Volt
- 347V 347 Volt
- 480V 480 Volt

DRIVER TYPE

- DRDM* 0-10V Dimming Driver
- DRDM1 0-10V Dimming Driver, 1% Dimming
- DRDM2C 2-Channel 0-10V Dimming Driver (for Color Tunable White)
- DR2W 2-Wire Phase Dimming Driver
- DRDA Digital Addressable DALI Dimming Driver
- DRDA2C Digital Addressable DALI Type8 2-Channel Driver (for Color Tunable White)
- DRDA2.0 Digital Addressable DALI 2.0 Dimming Driver
- DRDA2.02C Digital Addressable DALI 2.0 Type8 2-Channel Driver (for Color Tunable White)
- DRSD Step Dimming Driver
- DR(LTEA2W) Lutron® 2-Wire 1% Dimming Driver (120V Forward Phase only)
- DR(LDE1) Lutron® EcoSystem 1% Soft-On, Fade-to-Black™ Dimming Driver
- DR(LDE5) Lutron® EcoSystem 5% Dimming Driver
- DR(PEQ0) Lutron® EcoSystem 0.1% Soft-On, Fade-to-Black Dimming Driver
- DR(PSQ0) Lutron® T-Series Digital 1% Dimming 2-Channel Driver (for Color Tunable White)

OF DRIVERS SPECIFIED

- (Blank) Not Specified
- # Number of Drivers Specified per Lighting Fixture

BATTERY PACK OPTIONS

PLEASE CONSULT FACTORY TO SEE IF YOUR SELECTED BATTERY PACK OPTION WORKS WITH THIS FIXTURE.

BPL

LUMEN PACKAGE

- 0.7 Nominal 750 Lumens
- 1.5 Nominal 1500 Lumens
- 3.0 Nominal 3000 Lumens


*Additional lumen packages available

TYPE

- (Blank) Normal Ambient Temp. / Standard Operation
- C Cold Environment (-20°C)
- F With Flex for Remote Mounting
- SL Slim Casing
- ST Self Test / Diagnostic

*Additional options available

ACCESSORIES



433B

- Blank canopy with cable
- No power cord
- Cable length 48" and 96"
- Max. weight 196 lbs. per set

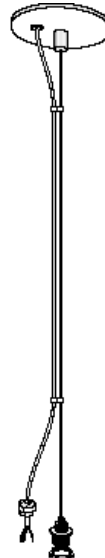
433B - 48 W

COLOR

- W White Standard
- B Black

CABLE LENGTH

- 48" and 96" Standard
- (other lengths as specified)



444F

- Feed-in canopy with straight cord
- Includes power cord
- Cable length 48" and 96"
- Max. weight 196 lbs. per set

444F-48SW-2C

OF CIRCUIT

- 2C Two Circuits
- LV 0-10V Dimming
- Leave blank for one circuit

COLOR

- W White Standard
- B Black

CORD TYPE

- S Straight Cord

CABLE LENGTH

- 48" and 96" Standard
- (other lengths as specified)



Los Angeles Lighting Mfg. Co.
 Headquarters
 10141 Olney Street
 El Monte, CA 91731
 Made in the USA

Contact Us
 T: 626-454-8300
 F: 626-454-8399
 www.lalighting.com



Due to continued product improvements and enhancements, Los Angeles Lighting Manufacturing Company reserves the right to alter specifications, dimensions, data, and/or materials without notice. Please visit our website to view the most current information.

MADE IN THE U.S.A.

Revised 06-14-19
WARNING