



CLEAN ROOM LED

FCR721 (2X4) SERIES (2X2 AVAILABLE)

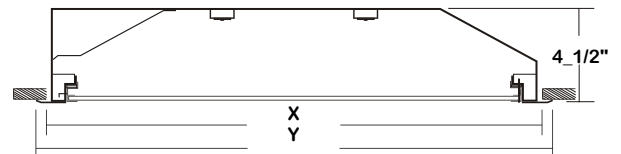
CLASS 1000/10000 TRIM FLANGE CLEAN ROOM LUMINAIRE

DATE	
JOB	

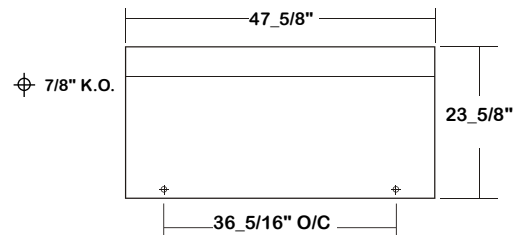
WWW.LALIGHTING.COM
626-454-8300

CLASS 1000/10000 RECESSED MOUNTED LED LUMINAIRE

DIMENSIONS



Ceiling Opening X - 24 1/2" X 48 1/2"
Overall Width By Length Y - 25 5/8" X 50"



APPLICATIONS

- Class 1000/10000 Clean Room, Sealed Ceiling Areas, Commercial

FEATURES

- Class 1000/10000 / ISO Class 6 equivalent / ISO Class 7 equivalent
- 0-10V dimming driver standard (See *DRIVER OPTIONS* for other dimming types)
- Supports California Title 24 compliance

OPTIONS

- Full customization available upon request
- Additional lumen packages and color temperatures available
- Controls and sensors available (See *SENSOR OPTIONS* for controls and sensors)
- Wireless control options available (See *SENSOR OPTIONS* for wireless controls)
- Variety of lenses available (See *OPTICAL OPTIONS* for lenses)
- Emergency battery pack available (See *BATTERY PACK OPTIONS* for battery pack options)
- Antimicrobial finished housing and door frame available
- Tamper proof screws available
- Hanger yokes available (See *ACCESSORIES* for details)

SPECIFICATIONS

CONSTRUCTION

- 22 ga. cold rolled steel welded housing
- All parts fitted and sealed
- 20 ga. cold rolled steel door frame secured by T-hinges and positive spring loaded latches
- Door frame sealed with neoprene gasket
- 18 ga. trim flange

FINISH

- Baked white powder coated finish / welded and painted after fabrication / minimum reflectance 90%

OPTICAL

- Inverted clear prismatic acrylic lens (nominal 0.125) standard

ELECTRICAL

- High efficiency drivers coupled with long-life LEDs
- Service life tested at 50,000-51,000 hours (L70)
- Universal voltage 120V through 277V (347V / 480V available)
- Power Factor (PF) ≥ 0.9
- Total Harmonic Distortion (THD) $\leq 20\%$

LISTING

- UL USA and Canada listed / suitable for damp locations

WARRANTY

- 5-year limited warranty



Los Angeles Lighting Mfg. Co.
Headquarters
10141 Olney Street
El Monte, CA 91731
Made in the USA

Contact Us
T: 626-454-8300
F: 626-454-8399
www.lalighting.com



Due to continued product improvements and enhancements, Los Angeles Lighting Manufacturing Company reserves the right to alter specifications, dimensions, data, and/or materials without notice. Please visit our website to view the most current information.

MADE IN THE U.S.A.

Revised 10-01-18

ORDERING INFORMATION

EXAMPLE: FCR721-4-4L-FSW-PA2-TP-BPL10-1DRDM-UNV-2/840

SERIES	LED LUMEN PACKAGE	EFFICACY	NOMINAL LENGTH	FINISH	DOOR FRAME	OPTICAL	MECHANICAL	ELECTRICAL	DRIVER	VOLTAGE	# OF LED ROW	CRI / CCT
FCR721			4L						1DRDM	UNV	2	
FCR721 Class 1000 / 10000 Trim Flange Clean Room LED Luminaire	2 Nom. 2000 Lumens 4 Nom. 4000 Lumens 6 Nom. 6000 Lumens 8 Nom. 8000 Lumens 12 Nom. 12000 Lumens *Additional Lumen Packages Available	(Blank) Standard HE High Efficacy	4L 2' x 4'	AMF Antimicrobial Finished Housing and Door Frame *Leave Blank if Not Specified	FSW Flat Steel White Enamel Door Frame See DOOR FRAME for Options	PA2 Clear Prismatic Acrylic 0.125 Nominal FPA2 Frosted Prismatic Acrylic 0.125 Nominal See OPTICAL OPTIONS for Options	TP Tamper Proof Screws (Hex Socket with Post) *Leave Blank if Not Specified <i>Additional Mechanical Options</i>	BPL10 Emergency Battery Pack, Constant 10W Nom. 1500 lm See BATTERY PACK OPTIONS for Options WLC(LEDPU) EnOcean Wireless Control See SENSOR OPTIONS for Options *Leave Blank if Not Specified <i>Additional Electrical Options</i>	1DRDM 0-10V One Dimming Driver See DRIVER OPTIONS for Options	UNV 120V-277V See DRIVER OPTIONS for Options	2 Two LED Rows	830 80+CRI / 3000K Color Temp. 835 80+CRI / 3500K Color Temp. 840 80+CRI / 4000K Color Temp. 850 80+CRI / 5000K Color Temp. *Additional Color Temp. Available

SYSTEM DATA

THESE ARE THE MOST POPULAR LUMEN PACKAGES. PLEASE CONSULT FACTORY FOR ADDITIONAL SYSTEM DATA.

LED LUMEN PACKAGE	NORMAL AMBIENT TEMPERATURE PRODUCT CODE	DELIVERED LUMENS	SYSTEM WATTS	LUMINAIRE EFFICACY	AMBIENT TEMP.	FLUORESCENT EQUIVALENT	IES FILES
2000 Lumens (Nominal)	FCR721-2-4L-FSW-PA2-1DRDM-UNV-2/840	1820 lm	15.2 W	119.8 lm/W	-20°C / 35°C	1-F32T8	*
4000 Lumens (Nominal)	FCR721-4-4L-FSW-PA2-1DRDM-UNV-2/840	3561 lm	31.4 W	113.2 lm/W	-20°C / 35°C	2-F32T8, 1-F54T5HO	*
6000 Lumens (Nominal)	FCR721-6-4L-FSW-PA2-1DRDM-UNV-2/840 *	5752 lm	47.5 W	121.09 lm/W	-20°C / 35°C	3-F32T8	LA-T3340-3
8000 Lumens (Nominal)	FCR721-8-4L-FSW-PA2-1DRDM-UNV-2/840	6802 lm	64.8 W	105 lm/W	-20°C / 35°C	4-F32T8, 2-F54T5HO	LA-T3099-3
12000 Lumens (Nominal)	FCR721-12-4L-FSW-PA2-1DRDM-UNV-2/840	9724 lm	104.6 W	92.9 lm/W	-20°C / 35°C	6-F32T8	*

LED LUMEN PACKAGE	NORMAL AMBIENT TEMPERATURE (HIGH EFFICACY) PRODUCT CODE	DELIVERED LUMENS	SYSTEM WATTS	LUMINAIRE EFFICACY	AMBIENT TEMP.	FLUORESCENT EQUIVALENT	IES FILES
2000 Lumens (Nominal)	FCR721-2HE-4L-FSW-PA2-1DRDM-UNV-2/840	1669 lm	12.6 W	132.9 lm/W	-20°C / 35°C	1-F32T8	*
4000 Lumens (Nominal)	FCR721-4HE-4L-FSW-PA2-1DRDM-UNV-2/840	3378 lm	25.4 W	133.0 lm/W	-20°C / 35°C	2-F32T8, 1-F54T5HO	*
6000 Lumens (Nominal)	FCR721-6HE-4L-FSW-PA2-1DRDM-UNV-2/840	5063 lm	38.5 W	131.5 lm/W	-20°C / 35°C	3-F32T8	*
8000 Lumens (Nominal)	FCR721-8HE-4L-FSW-PA2-1DRDM-UNV-2/840	6724 lm	51.8 W	127.9 lm/W	-20°C / 35°C	4-F32T8, 2-F54T5HO	*
12000 Lumens (Nominal)	FCR721-12HE-4L-FSW-PA2-1DRDM-UNV-2/840	9975 lm	79.3 W	125.8 lm/W	-20°C / 35°C	6-F32T8	*

NOTE:

System data is based on 120V input voltage. DLC system data* based on DLC testing parameters. Actual performance may differ as a result of end-user environment and application.

This fixture has been tested and listed in accordance with UL Standards. L.A. Lighting certifies that it will operate safely when installed properly, and within an ambient temperature range noted in the system data table.



Additional lumen packages and color temperatures available. Due to constant updates on this product, please visit the [DLC QPL Website](#) for the most accurate system data and information.

PERFORMANCE DATA

[VIEW LIGHTING FACTS](#)

[VIEW PHOTOMETRICS](#)



Los Angeles Lighting Mfg. Co.
Headquarters
10141 Olney Street
El Monte, CA 91731
Made in the USA

Contact Us
T: 626-454-8300
F: 626-454-8399
www.lalighting.com



Due to continued product improvements and enhancements, Los Angeles Lighting Manufacturing Company reserves the right to alter specifications, dimensions, data, and/or materials without notice. Please visit our website to view the most current information.

MADE IN THE U.S.A.

SENSOR OPTIONS



CONTROLS AND SENSORS

WLC(LED RU) - EnOcean® LED Relay Zone Controller

- Supports a single LED fixture or multiple daisy chained LED fixtures
- Module installed inside lighting fixture

ESRPU-W-EO - EnOcean® Rocker Switch – Single – Surface Mount

- Wireless single rocker switch with mounting plate
- No batteries needed

EDRPU-W-EO - EnOcean® Rocker Switch – Double – Surface Mount

- Wireless double rocker switch with mounting plate
- No batteries needed

S3054-N300 - EnOcean® Navigan NWC 300U – Commissioning Tool

- Navigan Wireless Commissioner is used to configure EnOcean controllers & sensors
- It can be used to define link tables, change parameters/settings, and to edit & store projects
- Configuration settings can be saved and cloned to enable quick configuration
- Connectivity is through the NWC 300U USB Stick

EOSWU-W-EO - EnOcean® Occupancy Sensor – Wall Mount

- Wireless wall mounted occupancy sensor
- Solar powered - no batteries needed (coin battery operated in low light conditions)
- PIR motion sensor with both wide angle (50') and long range (100') options
- Mounting height: 6-8 feet

EOSCU-W-EO - EnOcean® Occupancy Sensor – Ceiling Mount

- Wireless ceiling mounted occupancy sensor
- Solar powered - no batteries needed (coin battery operated in low light conditions)
- PIR motion sensor with 360 degree viewing angle lens (34' diameter)
- Mounting height: 7-10 feet

ELLSU-W-EO - EnOcean® Light Level Sensor – Ceiling Mount

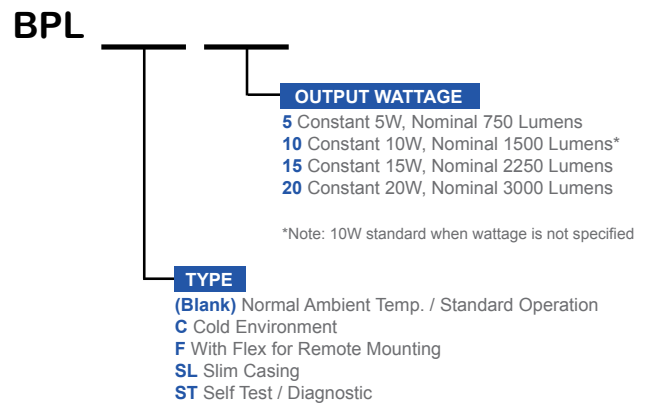
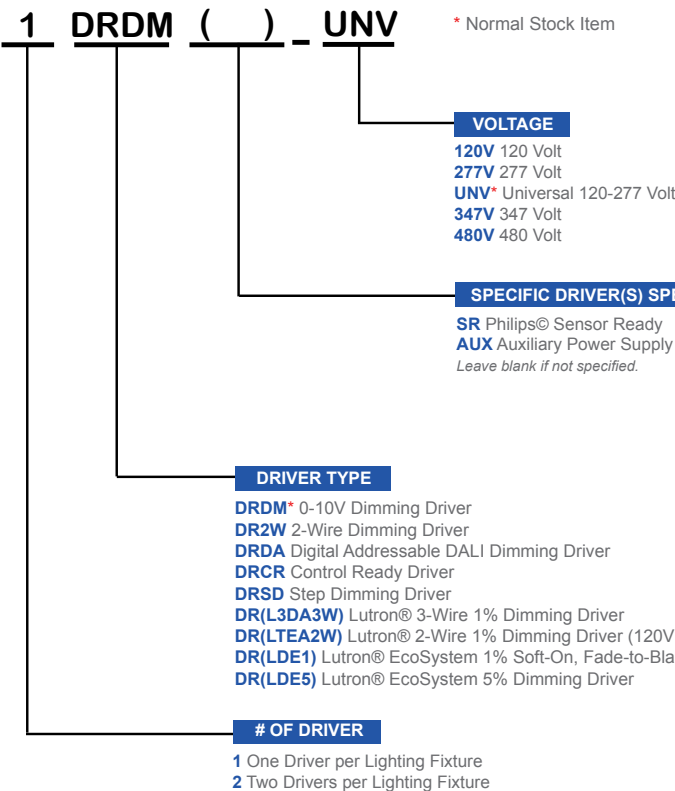
- Light Level sensor that measures and reports the level of available natural light
- Solar powered - no batteries needed (coin battery operated in low light conditions)
- Enables implementation of daylight harvesting control systems
- Mounting position: At the ceiling, close to ambient light source

DRIVER OPTIONS

PLEASE CONSULT FACTORY TO SEE IF YOUR SELECTED DRIVER OPTION WORKS WITH THIS FIXTURE.

BATTERY PACK OPTIONS

PLEASE CONSULT FACTORY TO SEE IF YOUR SELECTED BATTERY PACK OPTION WORKS WITH THIS FIXTURE.



Los Angeles Lighting Mfg. Co.
 Headquarters
 10141 Olney Street
 El Monte, CA 91731
 Made in the USA

Contact Us
 T: 626-454-8300
 F: 626-454-8399
 www.lalighting.com



Due to continued product improvements and enhancements, Los Angeles Lighting Manufacturing Company reserves the right to alter specifications, dimensions, data, and/or materials without notice. Please visit our website to view the most current information.

MADE IN THE U.S.A.

OPTICAL OPTIONS

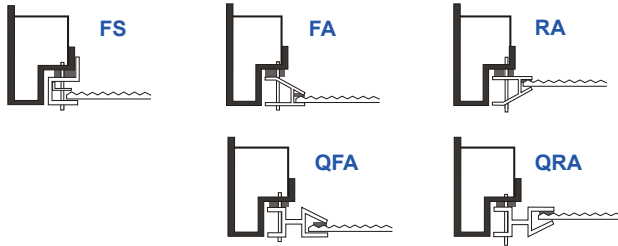
STANDARD LENSES FOR FCR721

PA2	Clear Prismatic Acrylic, Nom. 0.125 OA Thickness, Female Prisms 3/16 Square Base
FPA2	Frosted Prismatic Acrylic, Nom. 0.125 OA Thickness

[CLICK HERE FOR FULL OPTICAL OPTIONS LIST](#)

DOOR FRAME

CROSS SECTION



FEATURES

- Inverted Lens
- T-Hinges and Positive Spring Loaded Latches
- Neoprene Gasket Between Door Frame and Housing
- Light Stop Covers Installed
- Internal Frame Rail

FS W

FINISHES

- W** White Enamel
- B** Black Enamel
- N** Natural Anodized Aluminum
(Only FA / RA / QFA / QRA styles)

STYLES

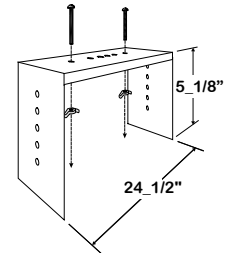
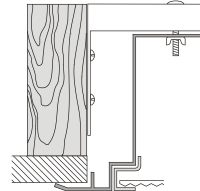
- FS** Flat Steel (with internal frame rail)
- FA** Flat Extruded Aluminum
- RA** 5/8" Regressed Extruded Aluminum
- QFA** Flat Extruded Aluminum-Black Reveal
- QRA** 1/2" Regressed Extruded Aluminum-Black Reveal

ACCESSORIES

HS-24_1/2

- Hanger Yokes
- Compatible with all types of recessed flanged fixtures
- 1/4 - 20 x 3" machine screws locate into knockout on back of fixture housing
- Two (2) per fixture

Note: Must drill own holes. Caulking compound should be used to seal the holes.



Los Angeles Lighting Mfg. Co.
 Headquarters
 10141 Olney Street
 El Monte, CA 91731
 Made in the USA

Contact Us
 T: 626-454-8300
 F: 626-454-8399
 www.lalighting.com



Due to continued product improvements and enhancements, Los Angeles Lighting Manufacturing Company reserves the right to alter specifications, dimensions, data, and/or materials without notice. Please visit our website to view the most current information.

MADE IN THE U.S.A.

LED lighting facts

FCR721-6-4L-PA2-1DRDM-UNV-2/840

- **6000 Lumen System**
- **L70 performance at 51,000 hours**



Los Angeles Lighting Mfg. Co.

LED lighting facts

Light Output (Lumens)	5752
Watts	47.5
Lumens per Watt (Efficacy)	121.09

Color Accuracy Color Rendering Index (CRI)	86
--	-----------

Light Color Correlated Color Temperature (CCT)	4080 (Bright White)
--	----------------------------

Warm White Bright White Daylight

2700K 3000K 4500K 6500K

Warranty**	Yes
-------------------	------------

All results, except LED Lumen Maintenance, are according to IESNA LM-79-2008:
Approved Method for the Electrical and Photometric Testing of Solid-State Lighting.

**** See www.lightingfacts.com/products for details.**

Registration Number: -FAG114 (5/22/2018)
Model Number: FCR721-6-4L-XXX-XXX-PA2-XX-XXXXX-1DRDM(XXX)-UNV-2/840
Type: Luminaire - Troffer/Grid Ceiling



LOS ANGELES LIGHTING MFG. CO.

10141 OLNEY ST. / EL MONTE, CA 91731

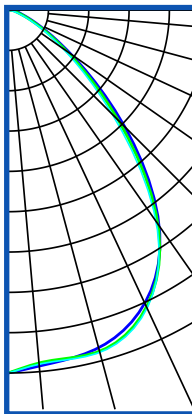
TEL 626-454-8300 | FAX 626-454-8399 |

www.lalighting.com

PHOTOMETRIC DATA - FCR721 SERIES

FCR721-8-4L-FSW-PA2-1DRDM-UNV-2/840

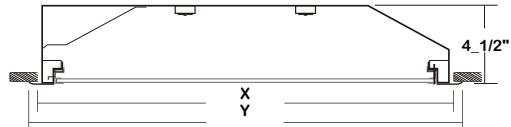
TEST NO.= LA-T3099-3
 LED TYPE=48 LED MODULE
 NO. OF MODULE=4
 SYSTEM WATT (W)=64.8
 CRI ≥ 80
 L70(Hrs.) ≥ 50,000
 PHOTOMETRY TYPE=C



CANDLEPOWER			
ANGLE	END	45	CROSS
0	3619	3619	3619
5	3563	3532	3545
15	3486	3522	3534
25	3225	3265	3280
35	2627	2605	2573
45	1645	1556	1471
55	763	711	666
65	307	274	244
75	126	101	73
85	73	45	11
90	30	14	2
95	18	10	2
105	23	10	1
115	23	10	2
125	20	10	2
135	16	8	2
145	10	7	1
155	6	7	0
165	7	4	0
175	1	0	0
180	0	0	0

ZONAL LUMEN SUMMARY			
DEGREES	LUMENS	% LAMP	% FIXTURE
0-30	2844	33.2	41.8
0-40	4479	52.3	65.8
0-60	6324	73.8	93
0-90	6743	78.7	99.1
90-120	35.5	0.4	0.5
90-150	55	0.7	0.8
90-180	59	0.7	0.9
0-180	6802	79.4	100

Luminaire Output= 6802 lm
 Luminaire Efficacy = 105 lm/W



Ceiling Opening X - 24_1/2" X 48_1/2"
 Overall Width By Length Y - 25_5/8" X 50"

SPACING CRITERION	
ALONG	ACROSS
1.19	1.19

This Space is intentionally left blank.

This Space is intentionally left blank.

This Space is intentionally left blank.



LOS ANGELES LIGHTING MFG. CO.

10141 OLNEY ST. / EL MONTE, CA 91731

TEL 626-454-8300 | FAX 626-454-8399

www.lalighting.com