



WET LOCATION LED

GWL320 (2X4) SERIES (2X2 AVAILABLE)

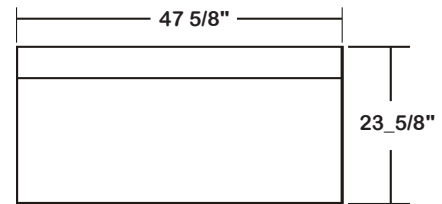
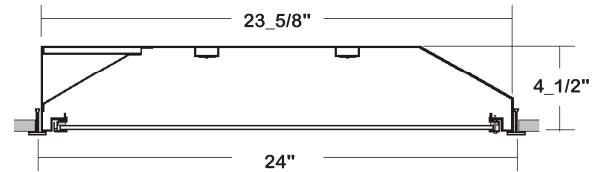

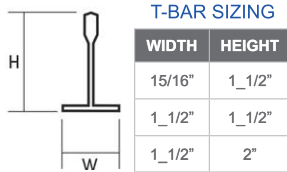
WET LOCATION GRID LUMINAIRE

DATE	
JOB	

WWW.LALIGHTING.COM
626-454-8300

RECESSED MOUNTED WET LOCATION LED LUMINAIRE FOR 1" OR 1_1/2" WIDE INVERTED T-BAR CEILINGS

DIMENSIONS



APPLICATIONS

- Wet Location, Covered Ceiling, Commercial

FEATURES

- Wet location (UL listed with sprinkler test)
- 0-10V dimming driver standard (See *DRIVER OPTIONS* for other dimming types)
- Supports California Title 24 compliance

OPTIONS

- Full customization available upon request
- Additional lumen packages and color temperatures available
- Controls and sensors available (See *SENSOR OPTIONS* for controls and sensors)
- Wireless control options available (See *SENSOR OPTIONS* for wireless controls)
- Variety of lenses available (See *OPTICAL OPTIONS* for lenses)
- Emergency battery pack available (See *BATTERY PACK OPTIONS* for battery pack options)
- Antimicrobial finished housing and door frame available
- Tamper proof screws available
- Tunable white available (2700K-6500K)

SPECIFICATIONS

CONSTRUCTION

- 22 ga. electro-galvanized steel welded housing
- All parts fitted and sealed, no unused holes or knockouts
- 20 ga. electro-galvanized steel door frame secured by full length piano hinge and 2 captive screws
- Door frame and lens sealed with closed cell neoprene gasket

FINISH

- Baked white powder coated finish / welded and painted after fabrication / minimum reflectance 90%

OPTICAL

- Inverted clear prismatic acrylic lens (nominal 0.125) standard

ELECTRICAL

- High efficiency drivers coupled with long-life LEDs
- Service life tested at 50,000-51,000 hours (L70)
- Universal voltage 120V through 277V (347V / 480V available)
- Power Factor (PF) ≥ 0.9
- Total Harmonic Distortion (THD) $\leq 20\%$

LISTING

- UL USA and Canada listed / suitable for wet locations / UL listed with sprinkler test

WARRANTY

- 5-year limited warranty



Los Angeles Lighting Mfg. Co.

Contact Us
T: 626-454-8300 10141 Olney Street
F: 626-454-8399 El Monte, CA 91731
www.lalighting.com Made in the USA



Due to continued product improvements and enhancements, Los Angeles Lighting Manufacturing Company reserves the right to alter specifications, dimensions, data, and/or materials without notice. Please visit our website to view the most current information.

© 2022 LOS ANGELES LIGHTING MANUFACTURING CO. ALL RIGHTS RESERVED.

Revised: 06/07/19



MADE IN THE USA
BAA Compliant

ORDERING INFORMATION

EXAMPLE: GWL320-4-4L-FSW-PA2-BPL1.5-DRDM-UNV-2/840

SERIES	LED LUMEN PACKAGE	EFFICACY	NOMINAL LENGTH	FINISH	DOOR FRAME	OPTICAL	MECHANICAL	ELECTRICAL	DRIVER	VOLTAGE	# OF LED ROW	CRI / CCT
GWL320			4L						DRDM	UNV	2	
GWL320 Wet Location Grid LED Luminaire	2 Nom. 2000 Lumens 4 Nom. 4000 Lumens 6 Nom. 6000 Lumens 8 Nom. 8000 Lumens 12 Nom. 12000 Lumens *Additional Lumen Packages Available	(Blank) Standard HE High Efficacy	4L 2' x 4'	AMF Antimicrobial Finished Housing and Door Frame *Leave Blank if Not Specified	FSW Flat Steel White Enamel Door Frame See DOOR FRAME for Options	PA2 Clear Prismatic Acrylic 0.125 Nominal DRP8 High Impact Clear Prismatic Acrylic 0.187 Nominal FPA2 Frosted Prismatic Acrylic 0.125 Nominal See OPTICAL OPTIONS for Options	TP Tamper Proof Screws (Hex Socket with Post) *Leave Blank if Not Specified Additional Mechanical Options	BPL1.5 Emergency Battery Pack, Nom. 1500 lm See BATTERY PACK OPTIONS for Options WLC(LEDPU) EnOcean Wireless Control See SENSOR OPTIONS for Options *Leave Blank if Not Specified Additional Electrical Options	DRDM 0-10V Dimming Driver See DRIVER OPTIONS for Options	UNV 120V-277V See DRIVER OPTIONS for Options	2 Two LED Rows	830 80+CRI / 3000K Color Temp. 835 80+CRI / 3500K Color Temp. 840 80+CRI / 4000K Color Temp. 850 80+CRI / 5000K Color Temp. *Additional Color Temp. Available

SYSTEM DATA

THESE ARE THE MOST POPULAR LUMEN PACKAGES. PLEASE CONSULT FACTORY FOR ADDITIONAL SYSTEM DATA.

LED LUMEN PACKAGE	NORMAL AMBIENT TEMPERATURE PRODUCT CODE	DELIVERED LUMENS	SYSTEM WATTS	LUMINAIRE EFFICACY	AMBIENT TEMP.	FLUORESCENT EQUIVALENT	IES FILES
2000 Lumens (Nominal)	GWL320-2-4L-FSW-PA2-DRDM-UNV-2/840	1727	12.4	139.8 lm/W	-20°C / 35°C (-4°F / 95°F)	1-F32T8	*
4000 Lumens (Nominal)	GWL320-4-4L-FSW-PA2-DRDM-UNV-2/840	3399	24.9	136.3 lm/W	-20°C / 35°C (-4°F / 95°F)	1x F54T5HO 2x F32T8	*
6000 Lumens (Nominal)	GWL320-6-4L-FSW-PA2-1DRDM-UNV-2/840	5046	37.8	133.6 lm/W	-20°C / 35°C (-4°F / 95°F)	3x F32T8	*
8000 Lumens (Nominal)	GWL320-8-4L-FSW-PA2-DRDM-UNV-2/840	6671	50.9	131.0 lm/W	-20°C / 35°C (-4°F / 95°F)	2x F54T5HO 4x F32T8	*
12000 Lumens (Nominal)	GWL320-12-4L-FSW-PA2-DRDM-UNV-2/840	9849	78.0	126.3 lm/W	-20°C / 35°C (-4°F / 95°F)	3x F54T5HO 6x F32T8	*

LED LUMEN PACKAGE	NORMAL AMBIENT TEMPERATURE (HIGH EFFICACY) PRODUCT CODE	DELIVERED LUMENS	SYSTEM WATTS	LUMINAIRE EFFICACY	AMBIENT TEMP.	FLUORESCENT EQUIVALENT	IES FILES
2000 Lumens (Nominal)	GWL320-2HE-4L-FSW-PA2-DRDM-UNV-2/840	1765	12.2	144.2 lm/W	-20°C / 35°C (-4°F / 95°F)	1-F32T8	*
4000 Lumens (Nominal)	GWL320-4HE-4L-FSW-PA2-DRDM-UNV-2/840	3454	24.6	140.5 lm/W	-20°C / 35°C (-4°F / 95°F)	1x F54T5HO 2x F32T8	*
6000 Lumens (Nominal)	GWL320-6HE-4L-FSW-PA2-DRDM-UNV-2/840	4797	34.6	138.7 lm/W	-20°C / 35°C (-4°F / 95°F)	3x F32T8	*
8000 Lumens (Nominal)	GWL320-8HE-4L-FSW-PA2-DRDM-UNV-2/840	6464	47.2	137.0 lm/W	-20°C / 35°C (-4°F / 95°F)	2x F54T5HO 4x F32T8	*
12000 Lumens (Nominal)	GWL320-12HE-4L-FSW-PA2-DRDM-UNV-2/840	9765	72.8	134.1 lm/W	-20°C / 35°C (-4°F / 95°F)	3x F54T5HO 6x F32T8	*

NOTE:
System data as of 4/24/25 (K-Boards).
Luminaire efficiency: 79.7%
Subject to change without notice.

System data is based on 120V input voltage. Actual performance may differ as a result of end-user environment and application. This fixture has been tested and listed in accordance with UL Standards. L.A. Lighting certifies that it will operate safely when installed properly, and within an ambient temperature range noted in the system data table.

Additional lumen packages and color temperatures available.



Los Angeles Lighting Mfg. Co.
Contact Us
T: 626-454-8300 10141 Olney Street
F: 626-454-8399 El Monte, CA 91731
www.lalighting.com Made in the USA



Due to continued product improvements and enhancements, Los Angeles Lighting Manufacturing Company reserves the right to alter specifications, dimensions, data, and/or materials without notice. Please visit our website to view the most current information.

© 2022 LOS ANGELES LIGHTING MANUFACTURING CO. ALL RIGHTS RESERVED.

Revised: 06/07/19



SENSOR OPTIONS



CONTROLS AND SENSORS

WLC(LED RU) - EnOcean® LED Relay Zone Controller

- Supports a single LED fixture or multiple daisy chained LED fixtures
- Module installed inside lighting fixture

ESRPU-W-EO - EnOcean® Rocker Switch – Single – Surface Mount

- Wireless single rocker switch with mounting plate
- No batteries needed

EDRPU-W-EO - EnOcean® Rocker Switch – Double – Surface Mount

- Wireless double rocker switch with mounting plate
- No batteries needed

S3054-N300 - EnOcean® Navigan NWC 300U – Commissioning Tool

- Navigan Wireless Commissioner is used to configure EnOcean controllers & sensors
- It can be used to define link tables, change parameters/settings, and to edit & store projects
- Configuration settings can be saved and cloned to enable quick configuration
- Connectivity is through the NWC 300U USB Stick

EOSWU-W-EO - EnOcean® Occupancy Sensor – Wall Mount

- Wireless wall mounted occupancy sensor
- Solar powered - no batteries needed (coin battery operated in low light conditions)
- PIR motion sensor with both wide angle (50') and long range (100') options
- Mounting height: 6-8 feet

EOSCU-W-EO - EnOcean® Occupancy Sensor – Ceiling Mount

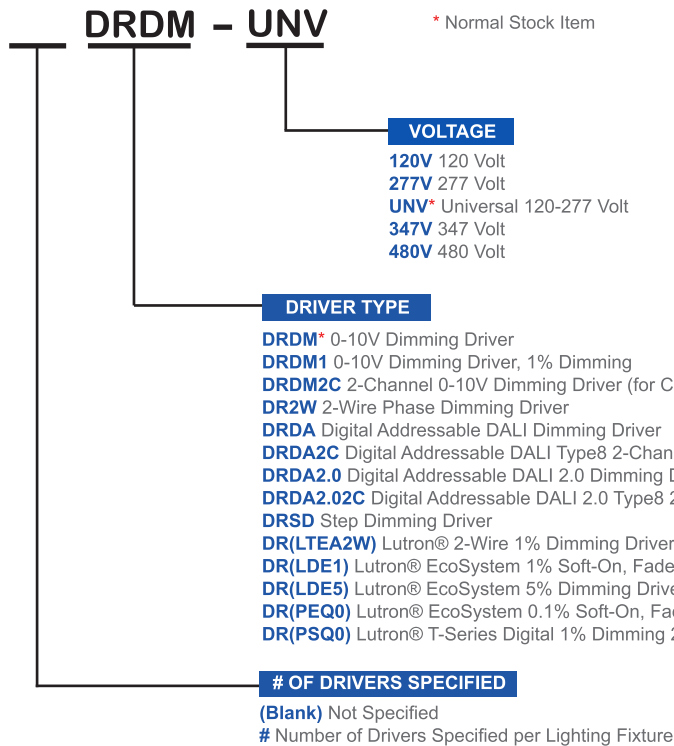
- Wireless ceiling mounted occupancy sensor
- Solar powered - no batteries needed (coin battery operated in low light conditions)
- PIR motion sensor with 360 degree viewing angle lens (34' diameter)
- Mounting height: 7-10 feet

ELLSU-W-EO - EnOcean® Light Level Sensor – Ceiling Mount

- Light Level sensor that measures and reports the level of available natural light
- Solar powered - no batteries needed (coin battery operated in low light conditions)
- Enables implementation of daylight harvesting control systems
- Mounting position: At the ceiling, close to ambient light source

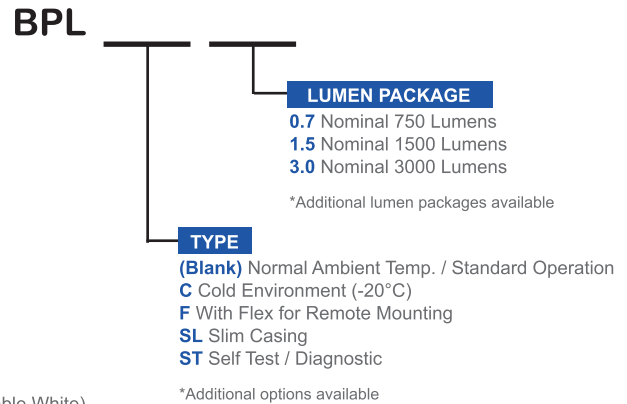
DRIVER OPTIONS

PLEASE CONSULT FACTORY TO SEE IF YOUR SELECTED DRIVER OPTION WORKS WITH THIS FIXTURE.



BATTERY PACK OPTIONS

PLEASE CONSULT FACTORY TO SEE IF YOUR SELECTED BATTERY PACK OPTION WORKS WITH THIS FIXTURE.



Los Angeles Lighting Mfg. Co.
 Contact Us
 T: 626-454-8300 10141 Olney Street
 F: 626-454-8399 El Monte, CA 91731
 www.lalighting.com Made in the USA



Due to continued product improvements and enhancements, Los Angeles Lighting Manufacturing Company reserves the right to alter specifications, dimensions, data, and/or materials without notice. Please visit our website to view the most current information.

© 2022 LOS ANGELES LIGHTING MANUFACTURING CO. ALL RIGHTS RESERVED.

Revised: 06/07/19



MADE IN THE USA
BAA Compliant

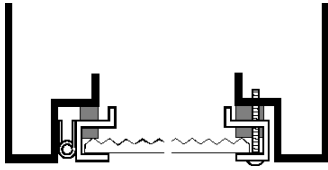
OPTICAL OPTIONS

STANDARD LENSES FOR GWL320

PA2	Clear Prismatic Acrylic, Nom. 0.125 OA Thickness, Female Prisms 3/16 Square Base
DRP8	High Impact Clear Prismatic Acrylic, Nom. 0.187 OA Thickness, Female Prisms 3/16 Square Base
FPA2	Frosted Prismatic Acrylic, Nom. 0.125 OA Thickness

DOOR FRAME

CROSS SECTION



FEATURES

- Full Length Piano Hinge
- Inverted Lens
- Two 10-24 Captive Machine Screws
- Sealed with Closed Cell Neoprene Gasket

FS W

FINISHES

- W** White Enamel
- B** Black Enamel

STYLES

- FS** Flat Steel



Los Angeles Lighting Mfg. Co.

Contact Us
 T: 626-454-8300 10141 Olney Street
 F: 626-454-8399 El Monte, CA 91731
 www.lalighting.com Made in the USA



Due to continued product improvements and enhancements, Los Angeles Lighting Manufacturing Company reserves the right to alter specifications, dimensions, data, and/or materials without notice. Please visit our website to view the most current information.

© 2022 LOS ANGELES LIGHTING MANUFACTURING CO. ALL RIGHTS RESERVED.

Revised: 06/07/19



MADE IN THE USA
 BAA Compliant