



WRAPAROUND

CIT200 SERIES



Fully Gasketed Enclosure Luminaire



- Fiberglass Housing and Polycarbonate Latches
- Poured In Place Polyurethane Gasket
- High Impact Acrylic Lineal Ribbed Lens
- Suitable for Damp Locations
- IP65/IP67 Rated Enclosure
- Available with :
 - Fluorescent, LED and LED T8 (Internally Driven)
 - 95% Enhanced Specular Aluminum Reflectors
 - Variety of Lenses
 - Stainless Steel Mounting Brackets
 - Stainless Steel Chain Mount V-Hooks
 - Stainless Steel Latches
 - Tamper Proof Screws
 - NSF - Splash Zone / Non-Food Zone



Photometric Data and IES Files are Available on www.lalighting.com



LOS ANGELES LIGHTING MFG. CO.

10141 OLNEY ST. / EL MONTE, CA 91731

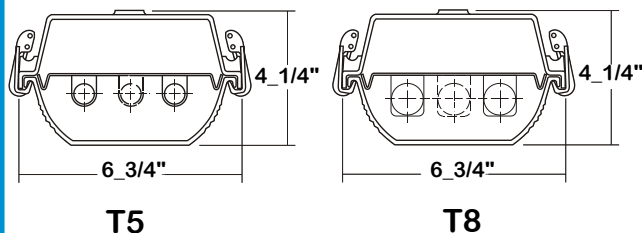
TEL : 626-454-8300 FAX : 626-454-8399

www.lalighting.com

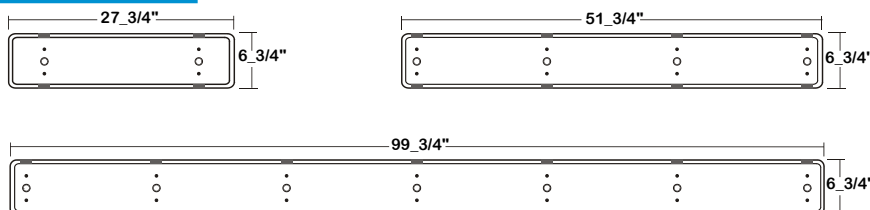


CIT200 SERIES

CROSS SECTION



BACK PLATE



CIT2/SSMB- MOUNTING BRACKET

- Corrosion resistant stainless steel bracket, two brackets per set.
- Fixture snaps securely into place, mounting method does not require stud in fixture.



CATALOG NUMBER

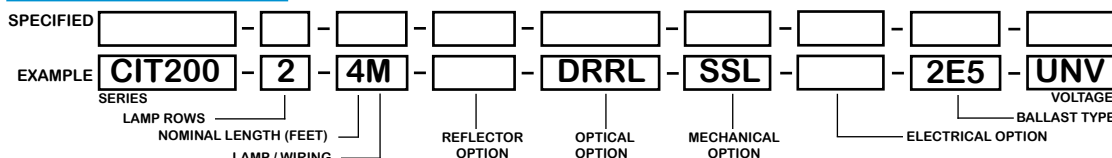
NOMINAL TOTAL LENGTH LAMPS		NOMINAL TOTAL LENGTH LAMPS		NOMINAL TOTAL LENGTH LAMPS	
CIT200-1-2R _{1,3}	2' 1	CIT200-2-2R _{1,3}	2' 2	CIT200-3-2R _{1,3}	2' 3
CIT200-1-4R _{1,2,3}	4' 1	CIT200-2-4R _{1,2,3}	4' 2	CIT200-3-4R _{1,2,3}	4' 3
CIT200-1-8RT _{1,2,3}	8' 2	CIT200-2-8RT _{1,2,3}	8' 4	CIT200-3-8RT _{1,2,3}	8' 6
CIT200-1-2M-E5 _{1,3}	2' 1	CIT200-2-2M-E5 _{1,3}	2' 2	CIT200-3-2M-E5H _{1,3} §	2' 3
CIT200-1-4M-E5 _{1,2,3}	4' 1	CIT200-2-4M-E5 _{1,2,3}	4' 2	CIT200-3-4M-E5H _{1,3} §	4' 3
CIT200-1-8MT-E5 _{1,2,3}	8' 2	CIT200-2-8MT-E5 _{1,2,3}	8' 4	CIT200-3-8MT-E5H _{1,3} §	8' 6
CIT200-1-2M-E5H _{1,3}	2' 1	CIT200-2-2M-E5H _{1,3}	2' 2	*Certification Note:	
CIT200-1-4M-E5H _{1,2,3}	4' 1	CIT200-2-4M-E5H _{1,2,3}	4' 2	1 - UL Damp Location 2 - UL Wet Location	
CIT200-1-8MT-E5H _{1,2,3}	8' 2	CIT200-2-8MT-E5H _{1,2,3}	8' 4	3 - NSF Splash Zone	
				§ Application Note:	
				For Freezer / Cooler Area Only, 24 Hrs Operation.	

CIT/VH- CHAIN MOUNT V-HOOK

- Corrosion resistant stainless steel V-hooks for chain mount applications, two hooks per set.
- Hooks work in conjunction with stainless steel mounting brackets (CIT2/SSMB), mounting brackets sold separately.



ORDERING GUIDE



NOTE: LAMP/WIRING*

- M= Miniature Bi-Pin T5
- MT= Miniature Bi-Pin T5 Tandem Wiring
- R= Medium Bi-Pin T8
- RT= Medium Bi-Pin T8, Tandem Wiring
- S = Slimline

OPTIONS AND ACCESSORIES

REFLECTOR OPTIONS

Specular Aluminum Reflector (95%)

OPTICAL OPTIONS

- Polycarbonate Ribbed Lens (Available in 2' and 4' Only)
- Polycarbonate Ribbed Lens Frosted (Available in 2' and 4' Only)
- High Impact Ribbed Acrylic Lens
- High Impact Ribbed Acrylic Lens Frosted
- High Impact Smooth Acrylic Lens (4' Only)
- High Impact Smooth Acrylic Lens Frosted (4' Only)
- Polycarbonate Smooth Lens (4' Only)
- Polycarbonate Smooth Lens Frosted (4' Only)

- SUFFIX SR
- SUFFIX PCRL
- PCRLFR
- DRRL
- DRRLFR
- DRCA
- DRFA
- PC
- FPC

MECHANICAL OPTIONS

- Wet Location (Two Mtg. Brackets and One Watertight Hub Provided)
- Stainless Steel Latches
- Stainless Steel Tamper Proof Screws
- NSF - Splash Zone / Non - Food Zone

ELECTRICAL OPTIONS

- Emergency Battery Pack
- External Line Fusing (HLR/GLR)

- SUFFIX WL
- SSL
- TP
- SZ
- SUFFIX BP*
- ELF

BALLAST OPTIONS*

- Electronic T5 xE5
- Electronic T5HO xE5H
- Electronic T8 Instant Start xE8I
- Electronic T8 Rapid Start xE8R
- Electronic T8HO xE8H

x = Number of Lamps per Ballast

ACCESSORIES

- Stainless Steel Mounting Brackets CIT2/SSMB
- Stainless Steel Chain Mount V-hooks CIT/VH - Work with SSMB

CAT. NO.

*Refer to www.lalighting.com/resources for more information

SPECIFICATIONS

- TYPE
- CONSTRUCTION
- FINISH
- OPTICS

Surface mounted, fully enclosed and gasketed luminaire for installation in damp or wet locations as specified. Fiberglass housing. 22 ga. cold rolled steel internal snap-on gear tray/cover with safety strap attached. Gear tray - Baked white polyester finish, minimum reflectance 86%. (Powder coated finish available.) High impact acrylic lens standard, linear ribbed lens design. Lens secured to fiberglass housing by polycarbonate latches, stainless steel latches available. UNV (universal voltage 120v thru 277v.) ballasts as available, or as otherwise specified. U.L. Listed. Suitable for damp locations.


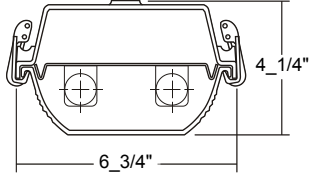
- WIRING
- LABELS



PHOTOMETRIC DATA

CIT200-2-4R-DRRL-E8

TEST NO.=LA-T2103
 LAMP TYPE=F032T8
 NO. OF LAMP=2
 LUMENS PER LAMP=2950
 WATTS PER LAMP=32
 BALLAST FACTOR=1
 PHOTOMETRY TYPE=C



CANDLEPOWER

ANGLE	END	45	CROSS
0	965	965	965
5	970	983	995
15	965	1025	1069
25	876	1000	1096
35	751	939	1073
45	600	834	920
55	453	677	729
65	282	465	581
75	124	327	450
85	25	233	413
90	9	212	387
95	0	183	346
105	0	106	233
115	0	35	119
125	0	7	42
135	0	0	15
145	0	0	0
155	0	0	0
165	0	0	0
175	0	0	0
180	0	0	0

ZONAL LUMEN SUMMARY

DEGREES	LUMENS	% LAMP	% FIXTURE
0-30	844	14.3	21.0
0-40	1426	24.2	35.5
0-60	2615	44.3	65.2
0-90	3644	61.8	90.8
90-120	352	6.0	8.8
90-150	369	6.3	9.2
90-180	369	6.3	9.2
0-180	4013	68.0	100.0

Lumen Output = 4013 lumens
 Luminaire Efficiency = 68.0%

SPACING CRITERION

ALONG	ACROSS
1.2	1.6

This space is intentionally left blank.

This space is intentionally left blank.

This space is intentionally left blank.

