



RECESSED LED

GFF 106 (8FT)

SERIES (2' AND 4' AVAILABLE)
FRAMELESS FLAT GRID LUMINAIRE

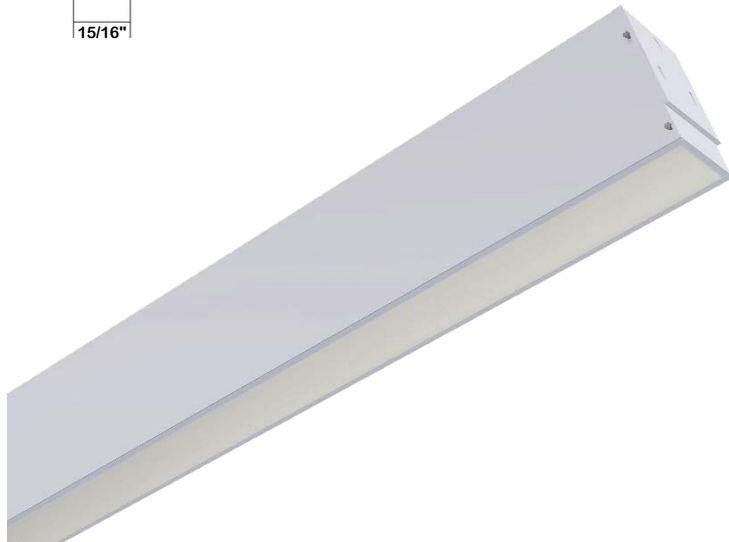
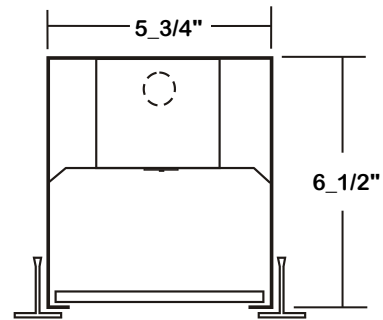
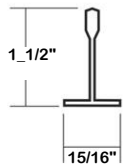


DATE	
JOB	

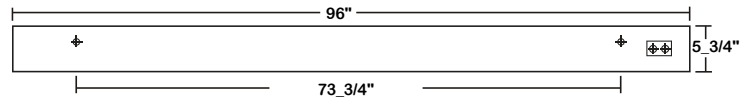
WWW.LALIGHTING.COM
626-454-8300

RECESSED MOUNTED LED LUMINAIRE FOR INVERTED T-BAR CEILINGS

DIMENSIONS



ACCESS PLATE
 7/8" K.O.



APPLICATIONS

- Commercial, Office

FEATURES

- 0-10V dimming driver standard
- Supports California Title 24 compliance

OPTIONS

- Full customization available upon request
- Additional lumen packages and color temperatures available
- Wireless control options available
- Variety of lenses available
- Emergency battery pack available

SPECIFICATIONS

CONSTRUCTION

- 22 ga. cold rolled steel welded housing (20 ga. housing available as specified)
- Frameless lens

FINISH

- Baked white polyester finish (powder coated finish available) / minimum reflectance 86%

OPTICAL

- Flat Frosted White Acrylic Lens

ELECTRICAL

- High efficiency drivers coupled with long-life LEDs
- Service life greater than 50,000 hours (L70)
- Universal voltage 120V through 277V (347V / 480V available) • Power Factor (PF) ≥ 0.9
- Total Harmonic Distortion (THD) ≤ 20%

LISTING

- UL USA and Canada listed / suitable for damp locations

WARRANTY

- 5-Year limited warranty standard. 10-Year limited warranty also available



Los Angeles Lighting Mfg. Co.

Contact Us
T: 626-454-8300 10141 Olney Street
F: 626-454-8399 El Monte, CA 91731
www.lalighting.com Made in the USA



Due to continued product improvements and enhancements, Los Angeles Lighting Manufacturing Company reserves the right to alter specifications, dimensions, data, and/or materials without notice. Please visit our website to view the most current information.

© 2022 LOS ANGELES LIGHTING MANUFACTURING CO. ALL RIGHTS RESERVED.

Revised: 03/27/24



MADE IN THE USA
BAA Compliant

ORDERING INFORMATION

EXAMPLE: GFF106-4-8L-FFWA-BPL1.5-DRDM-UNV-1/840

SERIES	LED LUMEN PACKAGE	EFFICACY	NOMINAL LENGTH	OPTICAL	ELECTRICAL	DRIVER	VOLTAGE	# OF LED ROW	CRI / CCT
GFF106			8L			DRDM	UNV	1	
GFF106 Frameless Flat Grid LED Luminaire	4 Nom. 4000 Lumens 8 Nom. 8000 Lumens 12 Nom. 12000 Lumens 16 Nom. 16000 Lumens *Additional Lumen Packages Available	(Blank) Standard (Only 4000 / 8000 / 16000 lumens Systems) HE High Efficacy (Only 4000 / 8000 / 12000 lumens Systems)	8L 8'	PA Clear Prismatic Acrylic FFWA Flat Frosted White Acrylic FPA2 Frosted Clear Prismatic Acrylic, Nom. 0.125	BPL1.5 1500lm Emergency Battery Pack WLC(LEDRU) EnOcean Wireless Control *Leave Blank if Not Specified <u>Additional Electrical Options</u>	DRDM 0-10V Dimming Driver	UNV 120V-277V	1 One LED Row	830 80+CRI / 3000K Color Temp. 835 80+CRI / 3500K Color Temp. 840 80+CRI / 4000K Color Temp. 850 80+CRI / 5000K Color Temp. *Additional Color Temp. Available
Standard options for GFF106 shown above. For additional options, including lumen packages, controls, lenses, switches, finishes, and more, visit www.lalighting.com/resources or contact customer service.									

SYSTEM DATA

THESE ARE THE MOST POPULAR LUMEN PACKAGES. PLEASE CONSULT FACTORY FOR ADDITIONAL SYSTEM DATA.

LED LUMEN PACKAGE	NORMAL AMBIENT TEMPERATURE PRODUCT CODE	DELIVERED LUMENS	SYSTEM WATTS	LUMINAIRE EFFICACY	AMBIENT TEMP.	FLUORESCENT EQUIVALENT	IES FILES
4000 Lumens (Nominal)	GFF106-4-8L-PA-DRDM-UNV-1/840	3013 lm	31.4 W	95.8 lm/W	-20°C / 35°C	2-F32T8	*
8000 Lumens (Nominal)	GFF106-8-8L-PA-DRDM-UNV-1/840	5756 lm	65.1 W	88.4 lm/W	-20°C / 35°C	4-F32T8, 2-F54T5HO	LA-T3315
16000 Lumens (Nominal)	GFF106-16-8L-PA-DRDM-UNV-1/840	10745 lm	101.7 W	105.6 lm/W	-20°C / 35°C	8-F32T8, 4-F54T5HO	*

LED LUMEN PACKAGE	NORMAL AMBIENT TEMPERATURE (HIGH EFFICACY) PRODUCT CODE	DELIVERED LUMENS	SYSTEM WATTS	LUMINAIRE EFFICACY	AMBIENT TEMP.	FLUORESCENT EQUIVALENT	IES FILES
4000 Lumens (Nominal)	GFF106-4HE-8L-PA-DRDM-UNV-1/840	2902 lm	24.1 W	120.5 lm/W	-20°C / 35°C	2-F32T8	*
8000 Lumens (Nominal)	GFF106-8HE-8L-PA-DRDM-UNV-1/840	5715 lm	49.6 W	115.2 lm/W	-20°C / 35°C	4-F32T8, 2-F54T5HO	*
12000 Lumens (Nominal)	GFF106-12HE-8L-PA-DRDM-UNV-1/840	8329 lm	75.8 W	109.9 lm/W	-20°C / 35°C	6-F32T8	*

NOTE:

System data is based on 120V input voltage. Actual performance may differ as a result of end-user environment and application.

This fixture has been tested and listed in accordance with UL Standards. L.A. Lighting certifies that it will operate safely when installed properly, and within an ambient temperature range noted in the system data table.

Additional lumen packages and color temperatures available.



Los Angeles Lighting Mfg. Co.

Contact Us
T: 626-454-8300 10141 Olney Street
F: 626-454-8399 El Monte, CA 91731
www.lalighting.com Made in the USA



Due to continued product improvements and enhancements, Los Angeles Lighting Manufacturing Company reserves the right to alter specifications, dimensions, data, and/or materials without notice. Please visit our website to view the most current information.

© 2022 LOS ANGELES LIGHTING MANUFACTURING CO. ALL RIGHTS RESERVED.

Revised: 03/27/24



MADE IN THE USA
BAA Compliant

OPTICAL OPTIONS

STANDARD LENSES FOR GFF106

PA	Clear Prismatic Acrylic, No Thickness Specified, Female Prisms 3/16 Square Base
FFWA	Flat Frosted White Acrylic
FPA2	Frosted Prismatic Acrylic, Nom. 0.125 OA Thickness, Female Prisms 3/16 Square Base



Los Angeles Lighting Mfg. Co.
 Contact Us
 T: 626-454-8300 10141 Olney Street
 F: 626-454-8399 El Monte, CA 91731
 www.lalighting.com Made in the USA



Due to continued product improvements and enhancements, Los Angeles Lighting Manufacturing Company reserves the right to alter specifications, dimensions, data, and/or materials without notice. Please visit our website to view the most current information.

© 2022 LOS ANGELES LIGHTING MANUFACTURING CO. ALL RIGHTS RESERVED.

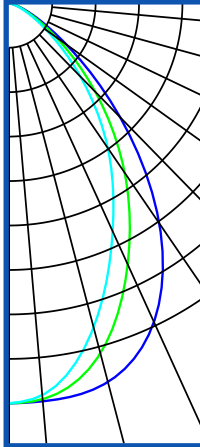
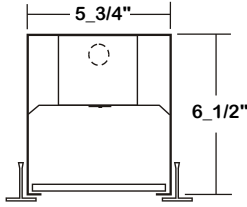
Revised: 03/27/24



PHOTOMETRIC DATA - GFF106 SERIES - 8'

GFF106-8-8L-PA-DRDM-UNV-1/840

TEST NO. = LA-T3315
 LED TYPE = 48 LED MODULE
 NO. OF MODULE = 4
 SYSTEM WATT (W) = 65.1
 CRI = >80
 L70(Hrs.) = 50,000
 PHOTOMETRY TYPE = C



CANDLEPOWER

ANGLE	END	45	CROSS
0	3875	3875	3875
5	3870	3849	3811
15	3798	3510	3249
25	3407	2790	2437
35	2602	2004	1723
45	1562	1214	1005
55	698.5	573.6	462.5
65	250.4	210.5	176.3
75	67.8	57.6	49.7
85	8.50	6.86	5.90
90	0.28	0.20	0.08
95	0	0	0
105	0	0	0
115	0	0	0
125	0	0	0
135	0	0	0
145	0	0	0
155	0	0	0
165	0	0	0
175	0	0	0
180	0	0	0

ZONAL LUMEN SUMMARY

DEGREES	LUMENS	% LAMP	% FIXTURE
0-30	2686	31.35	46.67
0-40	3993	16.61	69.38
0-60	5478	63.93	95.17
0-90	5756	67.18	100.00
90-120	0.05	0.00	0.00
90-150	0.05	0.00	0.00
90-180	0.05	0.00	0.00
0-180	5756	67.18	100.00

Luminaire Output = 5755.6 lumens
 Luminaire Efficacy = 88.41 lm/W

SPACING CRITERION

ALONG	ACROSS
1.15	0.88

