



RECESSED FIC 120 (2X2)

SERIES (2X4 AVAILABLE)
TRIM FLANGED INDIRECT / DIRECT ILLUMINATED CENTER BASKET LUMINAIRE

LED

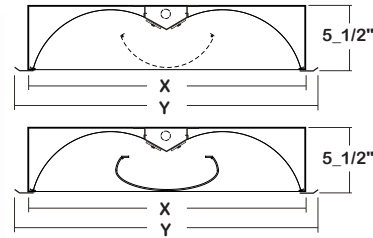
DATE

JOB

WWW.LALIGHTING.COM
626-454-8300

RECESSED MOUNTED LED LUMINAIRE

DIMENSIONS

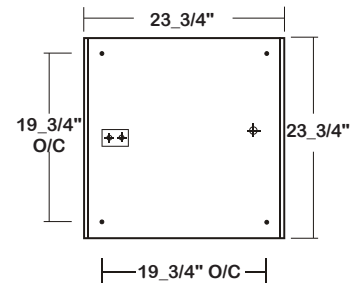


Ceiling Opening X = 24_1/2" x 24_1/2"
Overall Width By Length Y = 26" x 26"

ACCESS PLATE

7/8" K.O.

3/8" K.O.



APPLICATIONS

- Commercial, Office, Classroom

FEATURES

- 0-10V dimming driver standard
- Supports California Title 24 compliance

OPTIONS

- Continuous row mounting available upon request
- Full customization available upon request
- Additional lumen packages and color temperatures available
- Wireless control options available
- Emergency battery pack available
- Hanger yokes available

SPECIFICATIONS

CONSTRUCTION

- 22 ga. cold rolled steel housing (20 ga. housing available as specified)
- 18 ga. trim flange

FINISH

- Baked white polyester finish (powder coated finish available) / minimum reflectance 86%
- Trim flange: baked white powder coated finish
- Reflectors: high reflectance low gloss matte white finish

OPTICAL

- Perforated center-mount steel / white acrylic overlay with polyethylene protective trim standard
- Frosted acrylic / linear pattern available

ELECTRICAL

- High efficiency drivers coupled with long-life LEDs
- Service life tested at 50,000 hours (L70)
- Universal voltage 120V through 277V (347V / 480V available)
- Power Factor (PF) ≥ 0.9
- Total Harmonic Distortion (THD) $\leq 20\%$

LISTING

- UL USA and Canada listed / suitable for damp locations

WARRANTY

- 5-Year limited warranty standard. 10-Year limited warranty also available



Los Angeles Lighting Mfg. Co.

Contact Us
T: 626-454-8300
F: 626-454-8399
www.lalighting.com

10141 Olney Street
El Monte, CA 91731
Made in the USA



Due to continued product improvements and enhancements, Los Angeles Lighting Manufacturing Company reserves the right to alter specifications, dimensions, data, and/or materials without notice. Please visit our website to view the most current information.

© 2022 LOS ANGELES LIGHTING MANUFACTURING CO. ALL RIGHTS RESERVED.

Revised: 07/14/23



MADE IN THE USA
BAA Compliant

ORDERING INFORMATION

EXAMPLE: FIC120-4-2L-PDA-BPL1.5-DRDM-UNV-2/840

SERIES	LED LUMEN PACKAGE	EFFICACY	NOMINAL LENGTH	OPTICAL	ELECTRICAL	DRIVER	VOLTAGE	# OF LED ROW	CRI / CCT
FIC120			2L			DRDM	UNV	2	
FIC120 Trim Flanged Indirect / Direct Illuminated Center Basket LED Luminaire	2 Nom. 2000 Lumens 3 Nom. 3000 Lumens 4 Nom. 4000 Lumens 6 Nom. 6000 Lumens *Additional Lumen Packages Available	(Blank) Standard HE High Efficacy	2L 2X2	PDA Perforated Steel / White Acrylic Overlay with Polyethylene Protective Trim F/LP Frosted Acrylic / Linear Pattern	BPL1.5 1500lm Emergency Battery Pack WLC(LEDPU) EnOcean Wireless Control *Leave Blank if Not Specified Additional Electrical Options	DRDM 0-10V Dimming Driver	UNV 120V-277V	2 Two LED Rows	830 80+CRI / 3000K Color Temp. 835 80+CRI / 3500K Color Temp. 840 80+CRI / 4000K Color Temp. 850 80+CRI / 5000K Color Temp. *Additional Color Temp. Available
Standard options for FIC120 shown above. For additional options, including lumen packages, controls, lenses, switches, finishes, and more, visit www.lalighting.com/resources or contact customer service.									

SYSTEM DATA

THESE ARE THE MOST POPULAR LUMEN PACKAGES. PLEASE CONSULT FACTORY FOR ADDITIONAL SYSTEM DATA.

LED LUMEN PACKAGE	NORMAL AMBIENT TEMPERATURE PRODUCT CODE	DELIVERED LUMENS	SYSTEM WATTS	LUMINAIRE EFFICACY	AMBIENT TEMP.	FLUORESCENT / HID / CFL EQUIVALENT	IES FILES
2000 Lumens (Nominal)	FIC120-2-2L-PDA-DRDM-UNV-2/840	1445 lm	15.7 W	91.9 lm/W	-20°C / 35°C	2-F17T8, 1-F24T5HO, 1-BX40	*
3000 Lumens (Nominal)	FIC120-3-2L-PDA-DRDM-UNV-2/840	2119 lm	24.3 W	87.1 lm/W	-20°C / 35°C	3-F17T8, 1-BX55	*
4000 Lumens (Nominal)	FIC120-4-2L-PDA-DRDM-UNV-2/840	3069 lm	31.3 W	98.2 lm/W	-20°C / 35°C	4-F17T8, 2-F24T5HO, 2-BX40	LA-T3360-2
6000 Lumens (Nominal)	FIC120-6-2L-PDA-DRDM-UNV-2/840	3946 lm	52.3 W	75.4 lm/W	-20°C / 35°C	6-F17T8, 2-BX55	*

LED LUMEN PACKAGE	NORMAL AMBIENT TEMPERATURE (HIGH EFFICACY) PRODUCT CODE	DELIVERED LUMENS	SYSTEM WATTS	LUMINAIRE EFFICACY	AMBIENT TEMP.	FLUORESCENT EQUIVALENT	IES FILES
2000 Lumens (Nominal)	FIC120-2HE-2L-PDA-DRDM-UNV-2/840	1450 lm	12.6 W	115.4 lm/W	-20°C / 35°C	2-F17T8, 1-F24T5HO, 1-BX40	*
3000 Lumens (Nominal)	FIC120-3HE-2L-PDA-DRDM-UNV-2/840	2022 lm	17.8 W	113.4 lm/W	-20°C / 35°C	3-F17T8, 1-BX55	*
4000 Lumens (Nominal)	FIC120-4HE-2L-PDA-DRDM-UNV-2/840	2577 lm	23.2 W	111.1 lm/W	-20°C / 35°C	4-F17T8, 2-F24T5HO, 2-BX40	*
6000 Lumens (Nominal)	FIC120-6HE-2L-PDA-DRDM-UNV-2/840	3893 lm	36.8 W	105.8 lm/W	-20°C / 35°C	6-F17T8, 2-BX55	*

NOTE:

System data is based on 120V input voltage. Actual performance may differ as a result of end-user environment and application.

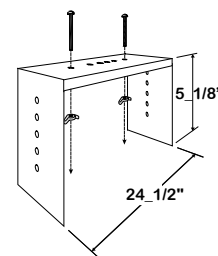
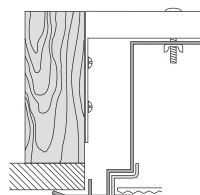
This fixture has been tested and listed in accordance with UL Standards. L.A. Lighting certifies that it will operate safely when installed properly, and within an ambient temperature range noted in the system data table.

Additional lumen packages and color temperatures available.

ACCESSORIES

HS-24 1/2

- Hanger Yokes
- Compatible with all types of recessed flanged fixtures
- 1/4 - 20 x 3" machine screws locate into knockout on back of fixture housing
- Two (2) per fixture



Los Angeles Lighting Mfg. Co.

Contact Us

T: 626-454-8300

F: 626-454-8399

www.lalighting.com

10141 Olney Street

El Monte, CA 91731

Made in the USA



Due to continued product improvements and enhancements, Los Angeles Lighting Manufacturing Company reserves the right to alter specifications, dimensions, data, and/or materials without notice. Please visit our website to view the most current information.

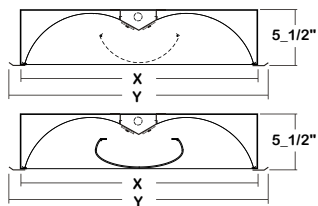
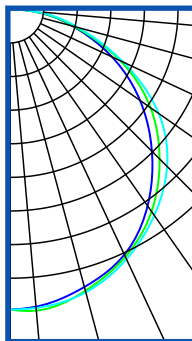
© 2022 LOS ANGELES LIGHTING MANUFACTURING CO. ALL RIGHTS RESERVED.

Revised: 07/14/23

MADE IN THE USA
BAA Compliant

PHOTOMETRIC DATA - FIC120 SERIES (2FT)**FIC120-4-2L-PDA-DRDM-UNV-2/840**

TEST NO.=LA-T3360-2
 LED TYPE= 48 LED MODULE
 NO. OF MODULE=2
 SYSTEM WATT (W)=33.1
 CRI ≥ 80
 L70(Hrs.) ≥ 50,000
 PHOTOMETRY TYPE=C



Ceiling Open X = 24_1/2" x 24_1/2"
 Overall Width By Length Y = 26" x 26"

CANDLEPOWER

ANGLE	END	45	CROSS
0	930	930	930
5	925	937	929
15	891	903	908
25	839	846	854
35	743	765	780
45	622	656	688
55	492	532	563
65	349	378	388
75	201	207	219
85	72	75	80
90	4	5	5
95	0	0	0
105	0	0	0
115	0	0	0
125	0	0	0
135	0	0	0
145	0	0	0
155	0	0	0
165	0	0	0
175	0	0	0
180	0	0	0

ZONAL LUMEN SUMMARY

DEGREES	LUMENS	% LAMP	% FIXTURE
0-30	736	17	26
0-40	1215	28	43
0-60	2198	51	77
0-90	2852	67	100
90-120	0.0	0.0	0.0
90-150	0.0	0.0	0.0
90-180	0.0	0.0	0.0
0-180	2853	67	100

Luminaire Output= 2853.1 lumens

Luminaire Efficacy = 86.2 lm/W

SPACING CRITERION

ALONG	ACROSS
1.26	1.30



LOS ANGELES LIGHTING MFG. CO.

10141 OLNEY ST. / EL MONTE, CA 91731

TEL 626-454-8300 | FAX 626-454-8399 |

www.lalighting.com