



# VAPOR TIGHT CIT 100



® 4" WIDE IMPACT-RESISTANT VAPOR TIGHT LUMINAIRE

JOB	
TYPE	
DATE	

## SURFACE / SUSPENDED MOUNTED LED LUMINAIRE

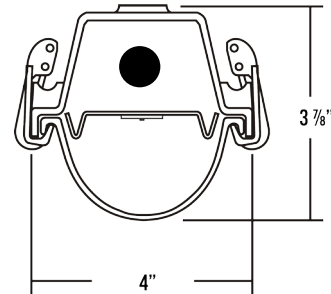


Splash Zone  
option available

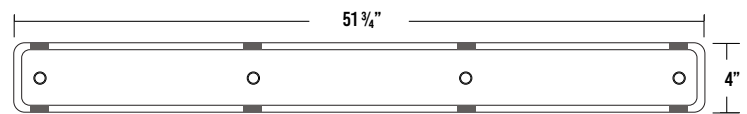


Watertight Hub Available

### CROSS SECTION



### 4' BACKPLATE



■ Latch Locations

○ Drill Locations for Conduit

\*Creating any hole in housing will invalidate wet location rating

## SPECIFICATIONS

### CONSTRUCTION

- IP65 / IP66 / IP67 / NEMA 4x rated enclosure
- Fiberglass housing with poured in place polyurethane gasket
- Polycarbonate latches
- 22 gauge cold-rolled steel internal snap-on gear tray/cover

### FINISH

- Gear tray - baked white polyester finish / minimum reflectance 86%

### OPTICAL

- Impact-resistant smooth acrylic frosted lens

### ELECTRICAL

- High efficiency drivers coupled with long-life LEDs
- Service life tested at 50,000 hours (L70)
- Universal voltage 120V~277V (347V/480V available)
- Power Factor (PF)  $\geq 0.9$
- Total Harmonic Distortion (THD)  $\leq 20\%$

### LISTING

- UL USA and Canada listed
- Suitable for damp locations

### WARRANTY

- 5-year limited warranty standard. 10-year limited warranty available

## APPLICATIONS

- Commercial, Refrigeration, Dusty Areas, Freezer, Food Processing

## FEATURES

- 0-10V Dimming driver standard
- Safety straps attached to snap-on gear tray
- Supports California Title 24 compliance

## OPTIONS CONTACT CUSTOMER SERVICE FOR ADDITIONAL OPTIONS

- Range of lumen packages
- Range of lenses
- Sensors and controls
- Watertight hub
- Stainless steel mounting bracket
- Stainless steel latches
- Stainless steel tamper-proof screws
- NSF Splash Zone Certification
- Cord & plug
- Emergency battery pack
- Tunable white (2700K - 6500K)
- Customization available upon request



Los Angeles Lighting Mfg. Co.

Contact Us

T: 626-454-8300

F: 626-454-8399

www.lalighting.com

10141 Olney Street

El Monte, CA 91731

Made in the USA



Due to continued product improvements and enhancements, Los Angeles Lighting Manufacturing Company reserves the right to alter specifications, dimensions, data, and/or materials without notice. Please visit our website to view the most current information.

© 2023 LOS ANGELES LIGHTING MANUFACTURING CO. ALL RIGHTS RESERVED.

Revised: 12/20/2023



## ORDERING INFORMATION

ADDITIONAL OPTIONS AVAILABLE. VISIT [WWW.LALIGHTING.COM/RESOURCES](http://WWW.LALIGHTING.COM/RESOURCES) FOR MORE INFORMATION

## EXAMPLE: CIT100-4-4L-DRFA-WL-BPL1.5-DRDM-UNV-1/840

SERIES	NOMINAL LED LUMENS	NOMINAL LENGTH	OPTICAL	MECHANICAL	CONTROLS	ELECTRICAL	DRIVER	VOLTAGE	# OF LED ROWS	CRI / CCT
<b>CIT100</b>									<b>1</b>	
<b>CIT100</b> • 4" Wide Fully Gasketed Luminaire	2 - 2000lm 4 - 4000lm 6 - 6000lm 8 - 8000lm 12 - 12000lm  <b>High Efficacy</b> 2HE - 2000lm 4HE - 4000lm 6HE - 6000lm	4 • 4L	<b>DRFA</b> • Impact Resistant Frosted Acrylic  <b>FPC</b> • Frosted Polycarbonate	<b>WL</b> • Wet Location Hardware (2 Stainless Steel Mounting Brackets and 1 Pre-Installed Watertight Hub)  <b>WL-SZ</b> • Wet Location Hardware plus NSF Splash Zone Certification  <b>WTHUB</b> • Second Pre-Installed Watertight Hub (Available When Ordering with WL or WL-SZ Option)  <b>SSL</b> • Stainless Steel Latches  <b>TP</b> • Stainless Steel Tamper Proof Screws  *Leave blank if not specified	<b>MS(xx)</b> • Motion Sensor • Lens Option  <b>WLC(LED RU)</b> • Wireless Control  <i>Contact Customer Service for wet location sensor options when ordering wet location fixture</i>  *Leave blank if not specified	<b>BPLSL1.5</b> • Emergency Battery Pack Slim Casing 1500 lm  *Leave blank if not specified	<b>DRDM</b> • 0-10V Dimming Driver	<b>UNV</b> • 120V-277V  <b>120V</b> • 120 Volt  <b>277V</b> • 277 Volt  <b>347V</b> • 347 Volt  <b>480V</b> • 480 Volt	<b>1</b> • 1 LED Row	<b>827</b> • 80+CRI / 2700K  <b>830</b> • 80+CRI / 3000K  <b>835</b> • 80+CRI / 3500K  <b>840</b> • 80+CRI / 4000K  <b>850</b> • 80+CRI / 5000K  <b>865</b> • 80+CRI / 6500K  <b>8TW</b> • 80+CRI Tunable White 2700K-6500K  90CRI Also available  <i>Contact customer service for additional CRI/CCT packages, including 90 CRI</i>
Standard options for CIT1000 shown above. For additional options, including lumen packages, controls, lenses, switches, finishes, and more, visit <a href="http://www.lalighting.com/resources">www.lalighting.com/resources</a> or contact customer service.										

## OPTICAL OPTIONS

ADDITIONAL LENSES AVAILABLE. VISIT [WWW.LALIGHTING.COM/RESOURCES](http://WWW.LALIGHTING.COM/RESOURCES) FOR MORE INFORMATION

## STANDARD LENSES FOR CIT100

<b>DRFA</b>	Impact-Resistant Smooth Frosted Acrylic
<b>FPC</b>	Smooth Frosted Polycarbonate

## ADDITIONAL AVAILABLE LENSES

<b>PCRL</b>	Ribbed Clear Polycarbonate
<b>PCRLFR</b>	Ribbed Frosted White Polycarbonate
<b>DRRL</b>	Impact-Resistant Ribbed Clear Acrylic
<b>DRRLFR</b>	Impact-Resistant Frosted Ribbed Acrylic
<b>PC</b>	Smooth Clear Polycarbonate
<b>DRCA</b>	Impact-Resistant Smooth Clear Acrylic



Los Angeles Lighting Mfg. Co.

Contact Us

T: 626-454-8300

F: 626-454-8399

[www.lalighting.com](http://www.lalighting.com)

10141 Olney Street

El Monte, CA 91731

Made in the USA



Due to continued product improvements and enhancements, Los Angeles Lighting Manufacturing Company reserves the right to alter specifications, dimensions, data, and/or materials without notice.  
Please visit our website to view the most current information.

© 2023 LOS ANGELES LIGHTING MANUFACTURING CO. ALL RIGHTS RESERVED.

Revised: 12/20/23



**MECHANICAL OPTIONS**

Pre-installed mechanical options are ordered by adding the suffix to the luminaire description:  
**CIT100-4-4L-DRFA-WL-WTHUB-DRDM-UNV-1/840**

**WATERTIGHT HUB**  
**WTHUB**

- Zinc die cast hub with rubber gasket seal
- Threaded to fit 1/2" pipe
- One pre-installed hub included when specifying Wet Location (WL) or Wet Location- Splash Zone (WL-SZ)
- Second pre-installed hub included when specifying WTHUB


**STAINLESS STEEL LATCHES**  
**SSL**

- Corrosion resistant stainless steel latches
- Eight (8) latches per set


**TAMPER PROOF SCREWS**  
**TP**

- Hex Pin Stainless Steel Tamper Proof Screws

**MOUNTING ACCESSORIES**

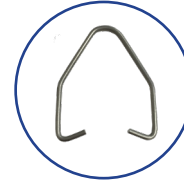
Mounting accessories are ordered separately from luminaire

**STAINLESS STEEL MOUNTING BRACKET**  
**CIT1/SSMB**

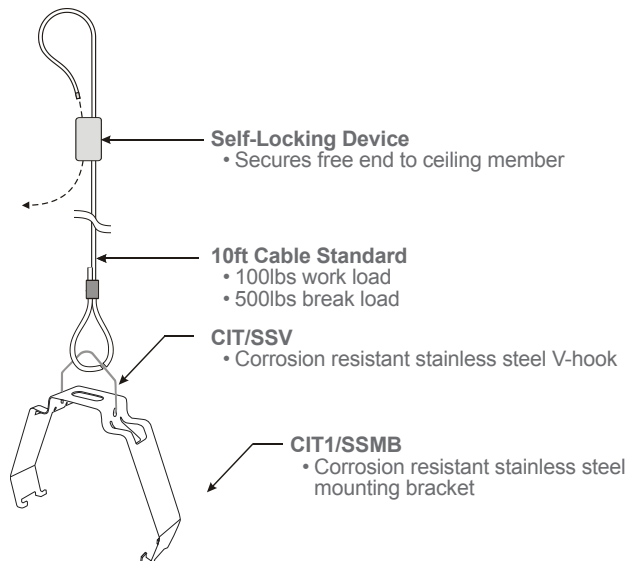
- Corrosion-resistant stainless steel mounting bracket
- Snaps securely into enclosure without creating hole in housing
- Two required per fixture
- Two brackets included when ordering WL or WL-SZ option


**STAINLESS STEEL V-HOOK**  
**CIT/SSV**

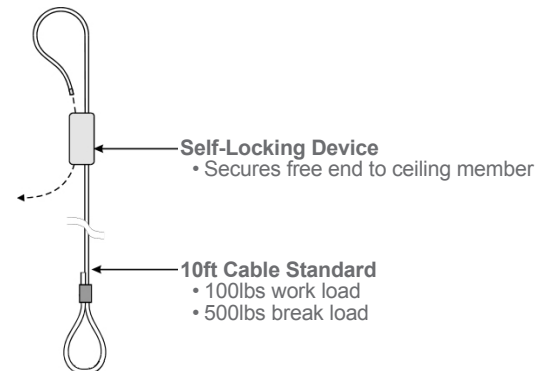
- Corrosion-resistant stainless steel V-hook for suspension mounting
- Connects to stainless steel mounting bracket (CIT1/SSMB, sold separately)
- Two V-hooks required per fixture


**COMPLETE CABLE MOUNTING SYSTEM**  
**CIT1/CS10**

- Cable system kit with mounting brackets and V-hooks
- Includes 2x CS10 cable systems, 2x CIT/SSV stainless steel V-hooks, and 2x CIT1/SSMB stainless steel mounting brackets


**CABLE SUSPENSION SYSTEM**  
**CS10**

- Two (2) required per fixture



**Los Angeles Lighting Mfg. Co.**  
 Contact Us  
 T: 626-454-8300  
 F: 626-454-8399  
 www.lalighting.com  
 10141 Olney Street  
 El Monte, CA 91731  
 Made in the USA



Due to continued product improvements and enhancements, Los Angeles Lighting Manufacturing Company reserves the right to alter specifications, dimensions, data, and/or materials without notice.  
 Please visit our website to view the most current information.

© 2023 LOS ANGELES LIGHTING MANUFACTURING CO. ALL RIGHTS RESERVED.

Revised: 12/20/23



## SYSTEM DATA

## ADDITIONAL LUMEN PACKAGES AVAILABLE. CONTACT CUSTOMER SERVICE FOR MORE INFORMATION

4' - LED LUMEN PACKAGE	NORMAL AMBIENT TEMPERATURE PRODUCT CODE	DELIVERED LUMENS	SYSTEM WATTS	LUMINAIRE EFFICACY	LUMINAIRE EFFICIENCY	AMBIENT TEMP.	FLUORESCENT EQUIVALENT	IES FILES
2000 Lumens (Nominal)	CIT100-2-4L-DRFA-DRDM-UNV-1/840	1894	13.4	141.20 lm/W	91.02%	-20°C / 35°C (-4°F / 95°F)	1-F32T8	*
4000 Lumens (Nominal)	CIT100-4-4L-DRFA-DRDM-UNV-1/840	3719	27.0	137.62 lm/W	91.02%	-20°C / 35°C (-4°F / 95°F)	2-F32T8 1-F54T5HO	<a href="#">LA-T3609</a>
6000 Lumens (Nominal)	CIT100-6-4L-DRFA-DRDM-UNV-1/840	5792	43.6	132.82 lm/W	91.02%	-20°C / 35°C (-4°F / 95°F)	3-F32T8	<a href="#">LA-T3608</a>
8000 Lumens (Nominal)	CIT100-8-4L-DRFA-DRDM-UNV-1/840	7538	51.1	147.42 lm/W	91.02%	-20°C / 35°C (-4°F / 95°F)	4-F32T8 2-F54T5HO	*
12000 Lumens (Nominal)	CIT100-12-4L-DRFA-DRDM-UNV-1/840	10952	74.92	146.19 lm/W	91.02%	-20°C / 35°C (-4°F / 95°F)	6-F32T8 3-F54T5HO	*

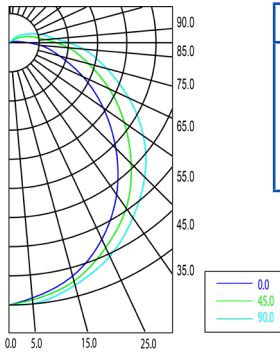
4' - LED LUMEN PACKAGE	NORMAL AMBIENT TEMPERATURE (HIGH EFFICACY) PRODUCT CODE	DELIVERED LUMENS	SYSTEM WATTS	LUMINAIRE EFFICACY	LUMINAIRE EFFICIENCY	AMBIENT TEMP.	FLUORESCENT EQUIVALENT	IES FILES
2000 Lumens (Nominal)	CIT100-2HE-4L-DRFA-DRDM-UNV-1/840	2048	13.1	156.95 lm/W	91.02%	-20°C / 35°C (-4°F / 95°F)	1-F32T8	*
4000 Lumens (Nominal)	CIT100-4HE-4L-DRFA-DRDM-UNV-1/840	3641	23.5	155.24 lm/W	91.02%	-20°C / 35°C (-4°F / 95°F)	2-F32T8 1-F54T5HO	*
6000 Lumens (Nominal)	CIT100-6HE-4L-DRFA-DRDM-UNV-1/840	5500	39.0	141.20 lm/W	91.02%	-20°C / 35°C (-4°F / 95°F)	3-F32T8	*

## NOTE:

System data is based on 120V input voltage. Actual performance may differ as a result of end-user environment and application.

This fixture has been tested and listed in accordance with UL Standards. L.A. Lighting certifies that it will operate safely when installed properly, and within an ambient temperature range noted in the system data table. Additional lumen packages and color temperatures available.

## PHOTOMETRIC DATA



## CIT100-4-4L-DRFA-DRDM-UNV-1/840

TEST NO. = LA-T3609  
NO. OF LED ROWS = 1  
SYSTEM WATT (W) = 27.0  
CRI ≥ 80  
L70(Hrs.) ≥ 50,000  
PHOTOMETRY TYPE = C

## ZONAL LUMEN SUMMARY

DEGREES	LUMENS	% LAMP	% FIXTURE
0-30	816	20.0	21.9
0-40	1333	32.6	35.8
0-60	2383	58.3	64.1
0-90	3392	83.0	91.2
90-120	293	7.2	7.9
90-150	327	8.0	8.8
90-180	327	8.0	8.8
0-180	3719	91.0	100.0

## SPACING CRITERION

ALONG	ACROSS
1.14	1.27

Luminaire Output = 3719 lumens  
Luminaire Efficacy = 137.62 lm/W  
Luminaire Efficiency = 91.02%



Los Angeles Lighting Mfg. Co.

Contact Us

T: 626-454-8300

F: 626-454-8399

www.lalighting.com

10141 Olney Street

El Monte, CA 91731

Made in the USA



Due to continued product improvements and enhancements, Los Angeles Lighting Manufacturing Company reserves the right to alter specifications, dimensions, data, and/or materials without notice. Please visit our website to view the most current information.

© 2023 LOS ANGELES LIGHTING MANUFACTURING CO. ALL RIGHTS RESERVED.

Revised: 12/20/23

