



RECESSED GDD320

DUAL LENSED GRID LUMINAIRE

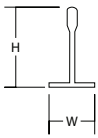


JOB	
TYPE	
DATE	

Commercial / Office / Classroom



2' x 2'

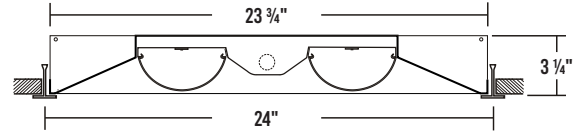


COMPATIBLE T-BAR GRIDS	
WIDTH	HEIGHT
15/16"	1 1/2"

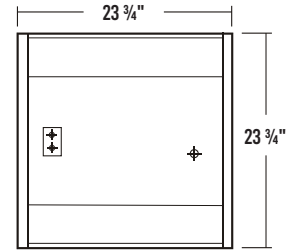


2' x 4'

CROSS SECTION

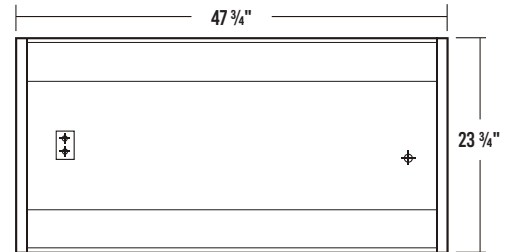


2' BACKPLATE



- Access Plate
- 7/8" KO

4' BACKPLATE



SPECIFICATIONS

Construction

- 22 gauge cold-rolled steel housing and reflector

Finish

- High reflectance low gloss matte white finish

Optical

- Two frosted acrylic radial lenses to maximize lumen output and reduce glare

Electrical

- High-efficiency drivers coupled with long-life LEDs
- Service life tested at 148,000 hours (L70)
- Universal voltage 120V through 277V (347V / 480V available)
- Power Factor (PF) ≥ 0.9
- Total Harmonic Distortion (THD) $\leq 20\%$

Listing

- UL USA and Canada listed / suitable for damp locations

Warranty

- 5-Year limited warranty standard. 10-Year limited warranty also available

APPLICATIONS

- Commercial, Classrooms, Offices,

FEATURES

- 0-10V dimming driver standard (other dimming types available)
- Supports California Title 24 compliance

OPTIONS

- Additional lumen packages and color temperatures
- Sensors and controls
- Wireless control options
- Emergency battery pack
- Tunable white available (2700K-6500K)
- Customization available upon request



Los Angeles Lighting Mfg. Co.
 Contact Us
 T: 626-454-8300 10141 Olney Street
 F: 626-454-8399 El Monte, CA 91731
 www.lalighting.com Made in the USA



Due to continued product improvements and enhancements, Los Angeles Lighting Manufacturing Company reserves the right to alter specifications, dimensions, data, and/or materials without notice. Please visit our website to view the most current information.

© 2024 LOS ANGELES LIGHTING MANUFACTURING CO. ALL RIGHTS RESERVED

Revised: 07/19/24



ORDERING INFORMATION: Additional Options Available. Visit www.lalighting.com/resources for more information

EXAMPLE: GDD320-4-4L-BPL1.5-DRDM-UNV-2/840							
SERIES	NOMINAL LED LUMENS	NOMINAL LENGTH	ELECTRICAL	DRIVER	VOLTAGE	# OF LED ROWS	CRI / CCT
GDD320						2	
GDD320 • Direct Illuminated Dual Lensed Grid LED Luminaire	2 - 2000 lm 4 - 4000 lm 6 - 6000 lm 8 - 8000 lm 12 - 12000 lm High Efficacy 2HE - 2000 lm 4HE - 4000 lm 6HE - 6000 lm	2L • 2' x 2'	BPL1.5 • 1500 lm emergency battery pack MS(xx) • Motion Sensor Infrared WLC(AWNR-WH) • Lutron Athena wireless node (RF)	DRDM • 0-10V Dimming Driver	UNV • 120V-277V	2 • Two LED Rows	827 • 80+CRI / 2700K 830 • 80+CRI / 3000K 835 • 80+CRI / 3500K 840 • 80+CRI / 4000K 850 • 80+CRI / 5000K 865 • 80+CRI / 6500K 8TW • 80+CRI Tunable White 2700K-6500K 90CRI Also available <i>Contact customer service for additional CRI/CCT packages.</i>
	4 - 4000 lm 8 - 8000 lm 12 - 12000 lm 16 - 16000 lm 24 - 24000 lm High Efficacy 4HE - 4000 lm 8HE - 8000 lm 12HE - 12000 lm 14HE - 14000 lm	4L • 2' x 4'	WLC(AWNS-WH) • Lutron Athena wireless node w/ sensor *Additional Lutron options on page (4) *Leave blank if not specified				
Standard options for GDD320 shown above. For additional options, including lumen packages, controls, lenses, switches, finishes, and more, visit www.lalighting.com/resources or contact customer service.							

SYSTEM DATA: Additional Lumen Packages Available. Contact Customer Service for More Information

Normal Ambient Temperature	2' - LED LUMEN PACKAGE	NORMAL AMBIENT TEMPERATURE PRODUCT CODE	DELIVERED LUMENS	SYSTEM WATTS	LUMINAIRE EFFICACY	AMBIENT TEMP.	FLUORESCENT EQUIVALENT	IES FILES
	2000 Lumens (Nominal)	GDD320-2-2L-DRDM-UNV-2/840	1716	12.4	138.0 lm/W	-20°C / 35°C (-4°F / 95°F)	1x F24T5HO 2x F17T8	*
	4000 Lumens (Nominal)	GDD320-4-2L-DRDM-UNV-2/840	3369	25.5	132.3 lm/W	-20°C / 35°C (-4°F / 95°F)	2x F24T5HO 4x F17T8	*
	6000 Lumens (Nominal)	GDD320-6-2L-DRDM-UNV-2/840	4973	39.0	127.5 lm/W	-20°C / 35°C (-4°F / 95°F)	3x F24T5HO 6x F17T8	*
	8000 Lumens (Nominal)	GDD320-8-2L-DRDM-UNV-2/840	6530	53.1	123.1 lm/W	-20°C / 35°C (-4°F / 95°F)	2x F54T5HO 4x F24T5HO	*
	12000 Lumens (Nominal)	GDD320-12-2L-DRDM-UNV-2/840	9946	78.0	127.5 lm/W	-20°C / 35°C (-4°F / 95°F)	3x F54T5HO 6x F24T5HO	*
Normal Ambient Temp High Efficacy	2' - LED LUMEN PACKAGE	NORMAL AMBIENT TEMPERATURE PRODUCT CODE	DELIVERED LUMENS	SYSTEM WATTS	LUMINAIRE EFFICACY	AMBIENT TEMP.	FLUORESCENT EQUIVALENT	IES FILES
	2000 Lumens (Nominal)	GDD320-2HE-2L-DRDM-UNV-2/840	1744	12.4	141.2 lm/W	-20°C / 35°C (-4°F / 95°F)	1x F24T5HO 2x F17T8	*
	4000 Lumens (Nominal)	GDD320-4HE-2L-DRDM-UNV-2/840	3433	24.9	137.6 lm/W	-20°C / 35°C (-4°F / 95°F)	2x F24T5HO 4x F17T8	*
6000 Lumens (Nominal)	GDD320-6HE-2L-DRDM-UNV-2/840	5096	37.8	135.0 lm/W	-20°C / 35°C (-4°F / 95°F)	3x F24T5HO 6x F17T8	*	

NOTE:
 System data as of 6/10/25 (K-Boards when applicable).
 Luminaire efficiency: 2x2 80.5%.
 Subject to change without notice.

System data is based on 120V input voltage. Actual performance may differ as a result of end-user environment and application. This fixture has been tested and listed in accordance with UL Standards. L.A. Lighting certifies that it will operate safely when installed properly, and within an ambient temperature range noted in the system data table.

Additional lumen packages and color temperatures available.



Los Angeles Lighting Mfg. Co.
 Contact Us
 T: 626-454-8300 10141 Olney Street
 F: 626-454-8399 El Monte, CA 91731
 www.lalighting.com Made in the USA



Due to continued product improvements and enhancements, Los Angeles Lighting Manufacturing Company reserves the right to alter specifications, dimensions, data, and/or materials without notice. Please visit our website to view the most current information.

© 2024 LOS ANGELES LIGHTING MANUFACTURING CO. ALL RIGHTS RESERVED

Revised: 07/19/24



SYSTEM DATA: Additional Lumen Packages Available. Contact Customer Service for More Information

Normal Ambient Temperature	4' - LED LUMEN PACKAGE	NORMAL AMBIENT TEMPERATURE PRODUCT CODE	DELIVERED LUMENS	SYSTEM WATTS	LUMINAIRE EFFICACY	AMBIENT TEMP.	FLUORESCENT EQUIVALENT	IES FILES
	4000 Lumens (Nominal)	GDD320-4-4L-DRDM-UNV-2/840	3500	24.9	140.7 lm/W	-20°C / 35°C (-4°F / 95°F)	1x F54T5HO 2x F32T8	*
	8000 Lumens (Nominal)	GDD320-8-4L-DRDM-UNV-2/840	6869	50.9	134.9 lm/W	-20°C / 35°C (-4°F / 95°F)	2x F54T5HO 4x F32T8	*
	12000 Lumens (Nominal)	GDD320-12-4L-DRDM-UNV-2/840	10142	78.0	130.0 lm/W	-20°C / 35°C (-4°F / 95°F)	3x F54T5HO 6x F32T8	*
	16000 Lumens (Nominal)	GDD320-16-4L-DRDM-UNV-2/840	13317	106.1	125.5 lm/W	-20°C / 35°C (-4°F / 95°F)	4x F54T5HO	*
	24000 Lumens (Nominal)	GDD320-24-4L-DRDM-UNV-2/840	19959	153.4	130.1 lm/W	-20°C / 35°C (-4°F / 95°F)	6x F54T5HO	*

Normal Ambient Temp High Efficacy	4' - LED LUMEN PACKAGE	NORMAL AMBIENT TEMPERATURE PRODUCT CODE	DELIVERED LUMENS	SYSTEM WATTS	LUMINAIRE EFFICACY	AMBIENT TEMP.	FLUORESCENT EQUIVALENT	IES FILES
	4000 Lumens (Nominal)	GDD320-4HE-4L-DRDM-UNV-2/840	3557	24.6	144.6 lm/W	-20°C / 35°C (-4°F / 95°F)	1x F54T5HO 2x F32T8	*
	8000 Lumens (Nominal)	GDD320-8HE-4L-DRDM-UNV-2/840	6657	47.2	141.1 lm/W	-20°C / 35°C (-4°F / 95°F)	2x F54T5HO 4x F32T8	*
	12000 Lumens (Nominal)	GDD320-12HE-4L-DRDM-UNV-2/840	10128	72.8	139.0 lm/W	-20°C / 35°C (-4°F / 95°F)	3x F54T5HO 6x F32T8	*
	14000 Lumens (Nominal)	GDD320-14HE-4L-DRDM-UNV-2/840	11737	86.0	136.5 lm/W	-20°C / 35°C (-4°F / 95°F)	3x F54T5HO 6x F32T8	*

NOTE:

System data as of 6/10/25 (K-Boards when applicable).

Luminaire efficiency: 2x4 82.1%.

Subject to change without notice.

System data is based on 120V input voltage. Actual performance may differ as a result of end-user environment and application. This fixture has been tested and listed in accordance with UL Standards. L.A. Lighting certifies that it will operate safely when installed properly, and within an ambient temperature range noted in the system data table.

Additional lumen packages and color temperatures available.



Los Angeles Lighting Mfg. Co.
 Contact Us
 T: 626-454-8300 10141 Olney Street
 F: 626-454-8399 El Monte, CA 91731
 www.lalighting.com Made in the USA



Due to continued product improvements and enhancements, Los Angeles Lighting Manufacturing Company reserves the right to alter specifications, dimensions, data, and/or materials without notice. Please visit our website to view the most current information.

© 2024 LOS ANGELES LIGHTING MANUFACTURING CO. ALL RIGHTS RESERVED

Revised: 07/19/24





WIRELESS CONTROLS

Vive Systems

Vive PowPak Wireless Fixture Controls

WLC(FCJS0) - PowPak Wireless Fixture Control

- RF only. For use with 0-10V drivers.
- One fixture control per luminaire, typically end-mounted via 1/2" KO.

WLC(FCJS0S) - PowPak Wireless Fixture Control with Sensor

- RF with daylight/occupancy sensing. For use with 0-10V drivers.
- One fixture control per luminaire, typically end-mounted via 1/2" KO.
- Sensor must be installed separately.

WLC(FCJSE) - PowPak EcoSystem Wireless Fixture Control

- RF only. For use with Lutron EcoSystem drivers.
- One fixture control per luminaire, typically end-mounted via 1/2" KO.

WLC(FCJSES) - PowPak EcoSystem Wireless Fixture Control with Sensor

- RF with daylight/occupancy sensing. For use with Lutron EcoSystem drivers.
- One fixture control per luminaire, typically end-mounted via 1/2" KO.
- Sensor must be installed separately.

Vive PowPak Sensors

*FC-SENSOR - PowPak Occupancy/Daylight Sensor

- For luminaires with existing PowPak Wireless Fixture Controls.
- Turns luminaire ON/OFF based on motion. Adjusts lumen output in response to ambient light.
- Recommended mounting height: 8-12ft

*FC-VSENSOR - PowPak Vacancy/Daylight Sensor

- For luminaires with existing PowPak Wireless Fixture Controls.
- Turns luminaire OFF when area is vacant. Adjusts lumen output in response to ambient light.
- Recommended mounting height: 8-12ft.

Vive Integral Fixture Controls

WLC(VRF) - Vive Integral Wireless Fixture Control

- RF only. Requires controls-ready driver.
- One fixture control per luminaire, mounting location varies by luminaire.

WLC(VDO) - Vive Integral Wireless Fixture Control

- RF, plus daylight/occupancy sensing. Requires controls-ready driver.
- One fixture control per luminaire, mounting location varies by luminaire.
- Turns luminaire ON/OFF based on motion. Adjusts lumen output in response to ambient light.
- Coverage area at 9ft mounting height: Up to 300 sq.ft for major motions; 150 sq.ft. for minor motions.

How to Order

Pre-installed components are ordered by adding the part number to the luminaire:

GHL320-4-4L-FSW-PA- [WLC\(FCJS0\)](#) -DRDM-UNV-2/840

Components marked with * are ordered separately

Athena Wireless Nodes

Requires Athena-compatible drivers and Clear Connect Gateway - Type X

WLC(AWNR-WH) - Wireless Node (White)

- RF communication node. One per luminaire, integrally mounted.

WLC(AWNS-WH) - Wireless Node (White) with Sensor

- RF, plus daylight/occupancy sensing. One per luminaire, integrally mounted.

WLC(AWNR-BL) - Wireless Node (Black)

RF communication node. One per luminaire, integrally mounted.

WLC(AWNS-BL) - Wireless Node (Black) with Sensor

- RF, plus daylight/occupancy sensing. One per luminaire, integrally mounted.



WLC(AWNR-WH)
Athena Wireless Node



WLC(FCJS0)
PowPak Wireless Fixture Control



FC-SENSOR
PowPak Occupancy/Daylight Sensor



WLC(VDO)
Vive Integral Wireless Fixture Control

Lutron, Vive, Athena, PowPak, EcoSystem, Pico, and Clear Connect are trademarks or registered trademarks of Lutron Electronics Co., Inc., in the U.S. and/or other countries.



Los Angeles Lighting Mfg. Co.
Contact Us
T: 626-454-8300 10141 Olney Street
F: 626-454-8399 El Monte, CA 91731
www.lalighting.com Made in the USA



Due to continued product improvements and enhancements, Los Angeles Lighting Manufacturing Company reserves the right to alter specifications, dimensions, data, and/or materials without notice. Please visit our website to view the most current information.

© 2024 LOS ANGELES LIGHTING MANUFACTURING CO. ALL RIGHTS RESERVED

Revised: 07/19/24

