




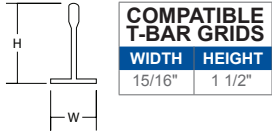
# SECURITY GSE120

GRID-MOUNTED SECURITY LUMINAIRE



JOB	
TYPE	
DATE	

## Commercial / Office / Classroom / Corridor

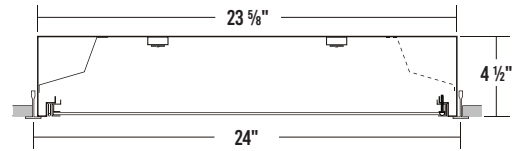


2' x 4'

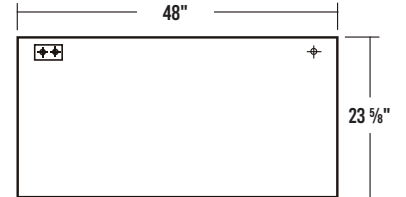


2' x 2'

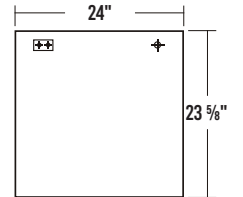
## CROSS SECTION



## 4' BACKPLATE



## 2' BACKPLATE



Access Plate

7/8" Offset KO

## SPECIFICATIONS

### Construction

- 20 gauge cold-rolled steel welded housing
- 20 gauge cold-rolled steel door frame secured by stainless steel piano hinge and 2 captive stainless steel tamper proof screws
- Inner frame lens retainer rail
- One way polyurethane gasket standard

### Finish

- Painted after fabrication
- Baked white powder-coated finish
- Minimum reflectance 90%

### Optical

- High-impact clear prismatic acrylic lens (nominal 0.187") standard

### Electrical

- High-efficiency drivers coupled with long-life LEDs
- Service life tested at 148,000 hours (L70)
- Universal voltage 120V through 277V (347V / 480V available)
- Power Factor (PF) ≥ 0.9
- Total Harmonic Distortion (THD) ≤ 20%

### Listing

- UL USA and Canada listed / suitable for damp locations

### Warranty

- 5-Year limited warranty standard. 10-Year limited warranty also available

## APPLICATIONS

- Security, Office, Classroom, Public Areas, Commercial

## FEATURES

- 0-10V dimming driver standard
- Supports California Title 24 compliance

## OPTIONS

- Range of lumen packages and color temperatures
- Sensors and controls
- Lens options
- Painted after fabrication
- Tunable white (2700K – 6500K)
- Emergency battery pack
- Neoprene gasket
- Customization available upon request



**Los Angeles Lighting Mfg. Co.**  
 Contact Us  
 T: 626-454-8300 10141 Olney Street  
 F: 626-454-8399 El Monte, CA 91731  
 www.lalighting.com Made in the USA



Due to continued product improvements and enhancements, Los Angeles Lighting Manufacturing Company reserves the right to alter specifications, dimensions, data, and/or materials without notice. Please visit our website to view the most current information.

© 2025 LOS ANGELES LIGHTING MANUFACTURING CO. ALL RIGHTS RESERVED

Revised: 04/08/25



ORDERING INFORMATION

Visit [www.lalighting.com/resources](http://www.lalighting.com/resources) for additional options.

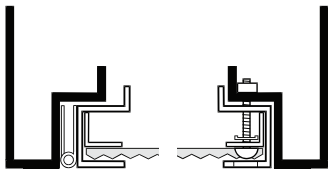
EXAMPLE: GSE120-6-4L-FSW-DRP8-BPL1.5-DRDM-UNV-2/840

SERIES	NOMINAL LED LUMENS	NOMINAL LENGTH	DOOR FRAME	OPTICAL	MECHANICAL	ELECTRICAL	DRIVER	VOLTAGE	# OF LED ROWS	CRI / CCT
<b>GSE120</b>									<b>2</b>	
<b>GSE120</b> • High Impact Grid Security Luminaire	2 - 2000 lm 3 - 3000 lm 4 - 4000 lm 6 - 6000 lm 8 - 8000 lm 12 - 12000 lm  <b>High Efficacy</b> 2HE - 2000 lm 3HE - 3000 lm 4HE - 4000 lm 6HE - 6000 lm 8HE - 8000 lm	<b>2L</b> • 2'	<b>FSW</b> • Flat Steel White Enamel Door Frame	<b>DRP8</b> • High Impact Clear Prismatic Acrylic Nominal 0.187"  <b>DRP2</b> • High Impact Clear Prismatic Acrylic Nominal 0.125"  <b>PPC2</b> • Clear Prismatic Polycarbonate Nominal 0.125"	<b>GSKN1</b> • One-Way Neoprene Gasket  *Leave blank for standard One-Way Polyurethane Gasket	<b>BPL1.5</b> • 1500 lm emergency battery pack  <b>MS(xx)</b> • Motion Sensor  <b>WLC(LED RU)</b> • EnOcean Wireless Control  *Leave blank if not specified	<b>DRDM</b> • 0-10V Dimming Driver  <b>DRDM2C</b> • 2-Channel 0-10V Dimming Driver (for Color Tunable White)  <b>DRSD</b> • Step Dimming Driver  <b>DR2W</b> • 120V 2-Wire Phase Dimming Driver (Must Specify 120V in Voltage Column)	<b>UNV</b> • 120V-277V	<b>2</b> • Two LED Rows	<b>827</b> • 80+CRI / 2700K  <b>830</b> • 80+CRI / 3000K  <b>835</b> • 80+CRI / 3500K  <b>840</b> • 80+CRI / 4000K  <b>850</b> • 80+CRI / 5000K  <b>865</b> • 80+CRI / 6500K  <b>8TW</b> • 80+CRI Tunable White 2700K-6500K Requires DRDM2C driver  <b>90CRI Also available</b>  Contact customer service for additional CRI/CCT packages.
	2 - 2000 lm 4 - 4000 lm 6 - 6000 lm 8 - 8000 lm 12 - 12000 lm 16 - 16000 lm 24 - 24000 lm  <b>High Efficacy</b> 2HE - 2000 lm 4HE - 4000 lm 6HE - 6000 lm 8HE - 8000 lm 12HE - 12000 lm 16HE - 16000 lm	<b>4L</b> • 4'								

Most common options for GSE120 shown above. For additional options, including lumen packages, controls, lenses, colors/finishes, cord & plug, switches, and more, visit [www.lalighting.com/resources](http://www.lalighting.com/resources) or contact customer service.

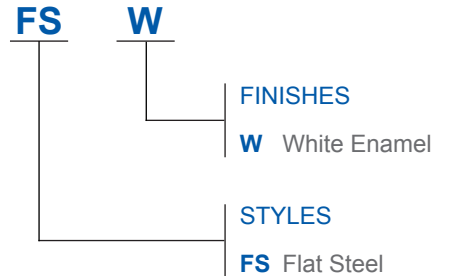
DOOR FRAME

CROSS SECTION



FEATURES

- Full Length Piano Hinge
- Two Captive Tamper Proof Screws (Hex Socket with Post)
- Inner Frame Lens Retainer Rail



OPTICAL OPTIONS

STANDARD LENSES FOR GSE120

- DRP8** High Impact Clear Prismatic Acrylic, Nom. 0.187" OA Thickness, Female Prisms 3/16 Square Base
- DRP2** High Impact Clear Prismatic Acrylic, Nom. 0.125" OA Thickness, Female Prisms 3/16 Square Base
- PPC2** Clear Prismatic Polycarbonate, Nom. 0.125" OA Thickness, Female Prisms 3/16 Square Base



Los Angeles Lighting Mfg. Co.  
 Contact Us  
 T: 626-454-8300      10141 Olney Street  
 F: 626-454-8399      El Monte, CA 91731  
 www.lalighting.com      Made in the USA



Due to continued product improvements and enhancements, Los Angeles Lighting Manufacturing Company reserves the right to alter specifications, dimensions, data, and/or materials without notice. Please visit our website to view the most current information.

© 2025 LOS ANGELES LIGHTING MANUFACTURING CO. ALL RIGHTS RESERVED

Revised: 04/08/25

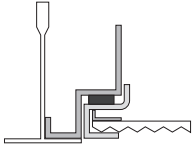


## NEOPRENE GASKET

If Neoprene gasketing is not specified, standard one-way polyurethane gasket will be used.

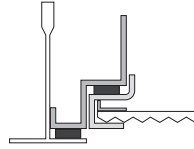
### One-Way

Gasket between housing and door frame.



### Two-Way

Additional gasket between housing and grid.



## SYSTEM DATA: Additional Lumen Packages Available. Contact Customer Service for More Information

Normal Temp	2'	LED LUMEN PACKAGE	NORMAL AMBIENT TEMPERATURE PRODUCT CODE	DELIVERED LUMENS	SYSTEM WATTS	LUMINAIRE EFFICACY	AMBIENT TEMP.	FLUORESCENT EQUIVALENT	IES FILES
		2000 Lumens (Nominal)	GSE120-2-2L-DRP8-DRDM-UNV-2/840	1548	12.1	127.8 lm/W	-20°C / 35°C (-4°F / 95°F)	1x F32T8	*
		3000 Lumens (Nominal)	GSE120-3-2L-DRP8-DRDM-UNV-2/840	2448	19.7	124.5 lm/W	-20°C / 35°C (-4°F / 95°F)	3x F17T8	*
		4000 Lumens (Nominal)	GSE120-4-2L-DRP8-DRDM-UNV-2/840	3039	24.8	122.5 lm/W	-20°C / 35°C (-4°F / 95°F)	2x F24T5HO 4x F17T8	*
		6000 Lumens (Nominal)	GSE120-6-2L-DRP8-DRDM-UNV-2/840	4443	37.9	117.1 lm/W	-20°C / 35°C (-4°F / 95°F)	3x F24T5HO 6x F17T8	*
		8000 Lumens (Nominal)	GSE120-8-2L-DRP8-DRDM-UNV-2/840	5889	51.5	114.3 lm/W	-20°C / 35°C (-4°F / 95°F)	2x F54T5HO 4x F24T5HO	*
		12000 Lumens (Nominal)	GSE120-12-2L-DRP8-DRDM-UNV-2/840	8880	75.8	117.2 lm/W	-20°C / 35°C (-4°F / 95°F)	3x F54T5HO 6x F24T5HO	*

Normal Temp High Efficacy	2'	LED LUMEN PACKAGE	NORMAL AMBIENT TEMPERATURE (HIGH EFFICACY) PRODUCT CODE	DELIVERED LUMENS	SYSTEM WATTS	LUMINAIRE EFFICACY	AMBIENT TEMP.	FLUORESCENT EQUIVALENT	IES FILES
		2000 Lumens (Nominal)	GSE120-2HE-2L-DRP8-DRDM-UNV-2/840	1574	11.9	131.8 lm/W	-20°C / 35°C (-4°F / 95°F)	1x F32T8	*
		3000 Lumens (Nominal)	GSE120-3HE-2L-DRP8-DRDM-UNV-2/840	2185	16.8	130.1 lm/W	-20°C / 35°C (-4°F / 95°F)	3x F17T8	*
		4000 Lumens (Nominal)	GSE120-4HE-2L-DRP8-DRDM-UNV-2/840	3097	24.2	128.1 lm/W	-20°C / 35°C (-4°F / 95°F)	2x F24T5HO 4x F17T8	*
		6000 Lumens (Nominal)	GSE120-6HE-2L-DRP8-DRDM-UNV-2/840	4598	36.7	125.3 lm/W	-20°C / 35°C (-4°F / 95°F)	3x F24T5HO 6x F17T8	*
		8000 Lumens (Nominal)	GSE120-8HE-2L-DRP8-DRDM-UNV-2/840	6162	49.5	124.5 lm/W	-20°C / 35°C (-4°F / 95°F)	2x F54T5HO 4x F24T5HO	*



**Los Angeles Lighting Mfg. Co.**  
 Contact Us  
 T: 626-454-8300 10141 Olney Street  
 F: 626-454-8399 El Monte, CA 91731  
 www.lalighting.com Made in the USA



Due to continued product improvements and enhancements, Los Angeles Lighting Manufacturing Company reserves the right to alter specifications, dimensions, data, and/or materials without notice. Please visit our website to view the most current information.

© 2025 LOS ANGELES LIGHTING MANUFACTURING CO. ALL RIGHTS RESERVED

Revised: 04/08/25



SYSTEM DATA: Additional Lumen Packages Available. Contact Customer Service for More Information

Normal Temp	4'	LED LUMEN PACKAGE	NORMAL AMBIENT TEMPERATURE PRODUCT CODE	DELIVERED LUMENS	SYSTEM WATTS	LUMINAIRE EFFICACY	AMBIENT TEMP.	FLUORESCENT EQUIVALENT	IES FILES
		2000 Lumens (Nominal)	GSE120-2-4L-DRP8-DRDM-UNV-2/840	1682	12.0	140.2 lm/W	-20°C / 35°C (-4°F / 95°F)	1x F32T8	*
		4000 Lumens (Nominal)	GSE120-4-4L-DRP8-DRDM-UNV-2/840	3353	24.2	138.4 lm/W	-20°C / 35°C (-4°F / 95°F)	1x F54T5HO 2x F32T8	*
		6000 Lumens (Nominal)	GSE120-6-4L-DRP8-DRDM-UNV-2/840	4978	36.7	135.7 lm/W	-20°C / 35°C (-4°F / 95°F)	3x F32T8	*
		8000 Lumens (Nominal)	GSE120-8-4L-DRP8-DRDM-UNV-2/840	6581	49.5	133.0 lm/W	-20°C / 35°C (-4°F / 95°F)	2x F54T5HO 4x F32T8	*
		12000 Lumens (Nominal)	GSE120-12-4L-DRP8-DRDM-UNV-2/840	9599	75.8	126.7 lm/W	-20°C / 35°C (-4°F / 95°F)	3x F54T5HO 6x F32T8	*
		16000 Lumens (Nominal)	GSE120-16-4L-DRP8-DRDM-UNV-2/840	12757	103.1	123.8 lm/W	-20°C / 35°C (-4°F / 95°F)	4x F54T5HO	*
		24000 Lumens (Nominal)	GSE120-24-4L-DRP8-DRDM-UNV-2/840	19120	149.0	128.3 lm/W	-20°C / 35°C (-4°F / 95°F)	6x F54T5HO	*

Normal Temp High Efficacy	4'	LED LUMEN PACKAGE	NORMAL AMBIENT TEMPERATURE (HIGH EFFICACY) PRODUCT CODE	DELIVERED LUMENS	SYSTEM WATTS	LUMINAIRE EFFICACY	AMBIENT TEMP.	FLUORESCENT EQUIVALENT	IES FILES
		2000 Lumens (Nominal)	GSE120-2HE-4L-DRP8-DRDM-UNV-2/840	1741	11.9	146.5 lm/W	-20°C / 35°C (-4°F / 95°F)	1x F32T8	*
		4000 Lumens (Nominal)	GSE120-4HE-4L-DRP8-DRDM-UNV-2/840	3407	23.9	142.6 lm/W	-20°C / 35°C (-4°F / 95°F)	1x F54T5HO 2x F32T8	*
		6000 Lumens (Nominal)	GSE120-6HE-4L-DRP8-DRDM-UNV-2/840	4732	33.6	140.8 lm/W	-20°C / 35°C (-4°F / 95°F)	3x F32T8	*
		8000 Lumens (Nominal)	GSE120-8HE-4L-DRP8-DRDM-UNV-2/840	6377	45.8	139.2 lm/W	-20°C / 35°C (-4°F / 95°F)	2x F54T5HO 4x F32T8	*
		12000 Lumens (Nominal)	GSE120-12HE-4L-DRP8-DRDM-UNV-2/840	9512	70.7	134.5 lm/W	-20°C / 35°C (-4°F / 95°F)	3x F54T5HO 6x F32T8	*
		16000 Lumens (Nominal)	GSE120-16HE-4L-DRP8-DRDM-UNV-2/840	12842	96.2	133.5 lm/W	-20°C / 35°C (-4°F / 95°F)	4x F54T5HO	*

**NOTE:**

System data as of 6/26/25 (K-Boards).  
 Luminaire efficiency: 2x2 - 72.6%, 2x4 - 78.6%  
 Subject to change without notice.

System data is based on 120V input voltage. Actual performance may differ as a result of end-user environment and application. This fixture has been tested and listed in accordance with UL Standards. L.A. Lighting certifies that it will operate safely when installed properly, and within an ambient temperature range noted in the system data table.

Additional lumen packages and color temperatures available.



**Los Angeles Lighting Mfg. Co.**  
 Contact Us  
 T: 626-454-8300 10141 Olney Street  
 F: 626-454-8399 El Monte, CA 91731  
 www.lalighting.com Made in the USA



Due to continued product improvements and enhancements, Los Angeles Lighting Manufacturing Company reserves the right to alter specifications, dimensions, data, and/or materials without notice. Please visit our website to view the most current information.

© 2025 LOS ANGELES LIGHTING MANUFACTURING CO. ALL RIGHTS RESERVED

Revised: 04/08/25

