



CLEANROOM

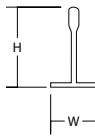
GCR220

CLASS 100 CLEANROOM GRID LUMINAIRE



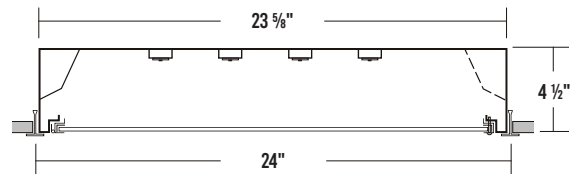
JOB	
TYPE	
DATE	

Grid-Mounted

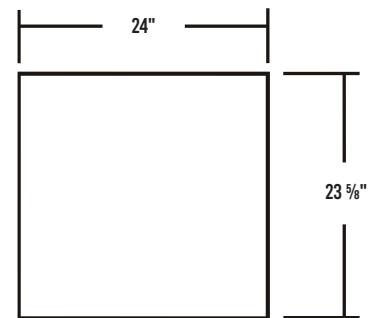


COMPATIBLE T-BAR GRIDS	
WIDTH	HEIGHT
15/16"	1 1/2"
1 1/2"	1 1/2"

CROSS SECTION



BACKPLATE



* No Unused Holes or
KOs on Backplates

SPECIFICATIONS

Construction

- Class 100 / ISO Class 5 equivalent
- 22 gauge cold-rolled steel welded housing
- All parts fitted and sealed, no unused holes or knockouts
- 20 gauge cold-rolled steel door frame secured by full length piano hinge and 2 captive screws
- Door frame and lens sealed with closed cell neoprene gasket

Finish

- Painted after fabrication
- Baked white powder-coated finish
- Minimum reflectance 90%

Optical

- Flat frosted white acrylic lens with flat panel optics

Electrical

- High efficiency drivers coupled with long-life LEDs
- Service life greater than 50,000 hours (L70)
- Universal voltage 120V through 277V (347V / 480V available)
- Power Factor (PF) ≥ 0.9
- Total Harmonic Distortion (THD) $\leq 20\%$

Listing

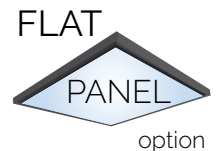
- UL USA and Canada listed / suitable for damp locations

Warranty

- 5-Year limited warranty standard. 10-Year limited warranty also available

APPLICATIONS

- Cleanroom, Sealed Ceiling Areas, Commercial



FEATURES

- Made in America, BABA & BAA Compliant
- 0-10V dimming driver standard
- Supports California Title 24 compliance

OPTIONS

- Range of lumen packages and color temperatures
- Flat panel optics
- Tunable white (2700K - 6500K)
- Colored LEDs, including True/Native Amber
- Sensors and controls
- Lens options
- Antimicrobial finish
- Wet location
- Emergency battery pack
- Tamper-proof screws
- Customization available upon request



Los Angeles Lighting Mfg. Co.
Contact Us
T: 626-454-8300 10141 Olney Street
F: 626-454-8399 El Monte, CA 91731
www.lalighting.com Made in the USA



Due to continued product improvements and enhancements, Los Angeles Lighting Manufacturing Company reserves the right to alter specifications, dimensions, data, and/or materials without notice. Please visit our website to view the most current information.

© 2025 LOS ANGELES LIGHTING MANUFACTURING CO. ALL RIGHTS RESERVED

Revised: 09/26/25



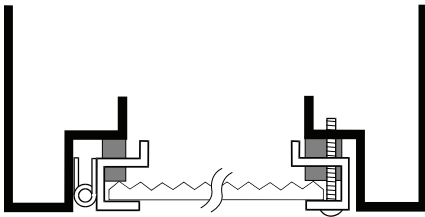
ORDERING INFORMATION

Visit www.lalighting.com/resources for additional options.**EXAMPLE: GCR220-4-2L-FSW-FFWA-CP515P6E-TS2E-DRDM-UNV-P4/840**

SERIES	NOMINAL LED LUMENS	NOMINAL LENGTH	FINISH	DOOR FRAME	OPTICAL	MECHANICAL	ELECTRICAL	DRIVER	VOLTAGE	LED LAYOUT	CRI / CCT
GCR220										P4	
GCR220 • Class 100 Cleanroom Grid LED Luminaire	2 - 2000 lm 4 - 4000 lm 6 - 6000 lm 8 - 8000 lm 12 - 12000 lm High Efficacy 2HE - 2000 lm 4HE - 4000 lm 6HE - 6000 lm 8HE - 8000 lm	2L • 2'	AMF • Antimicrobial Finish *Leave blank if not specified	FSW • Flat Steel White Enamel Door Frame	FFWA • Flat Frosted White Acrylic	WL • Wet Location TP • Tamper Proof Screws (Hex Socket with Post) *Leave blank if not specified	BPL1.5 • 1500 lm emergency battery pack CP515P6E • 6ft Cord&Plug, End of Fixture TS2E • Toggle Switch, End of Fixture *Leave blank if not specified	DRDM • 0-10V Dimming Driver DRDM2C • 2-Channel 0-10V Dimming Driver (for Color Tunable White) DRSD • Step Dimming Driver DR2W • 120V 2-Wire Phase Dimming Driver (Must Specify 120V in Voltage Column)	UNV • 120V-277V 120V • 120 Volt 277V • 277 Volt	P4 • Flat Panel	827 • 80+CRI / 2700K 830 • 80+CRI / 3000K 835 • 80+CRI / 3500K 840 • 80+CRI / 4000K 850 • 80+CRI / 5000K 865 • 80+CRI / 6500K 8TW • 80+CRI Tunable White 2700K-6500K Requires DRDM2C driver AM8 • PC Yellow 575 nm - 590 nm AM9 • PC Amber 586 nm - 593 nm AMT • True Amber 585 nm - 595 nm 90CRI Also available
Standard options for GCR220 shown above. For additional options, including lumen packages, controls, lenses, switches, finishes, and more, visit www.lalighting.com/resources or contact customer service.											Contact customer service for additional CRI/CCT packages.

DOOR FRAME

CROSS SECTION



FEATURES

- Full Length Piano Hinge
- Inverted Lens
- Two 10-24 Captive Machine Screws
- Sealed with Closed Cell Neoprene Gasket

FS

W

FINISHES

- W** White Enamel
- B** Black Enamel

STYLES

- FS** Flat Steel



Los Angeles Lighting Mfg. Co.
 Contact Us
 T: 626-454-8300
 F: 626-454-8399
www.lalighting.com
 10141 Olney Street
 El Monte, CA 91731
 Made in the USA



Due to continued product improvements and enhancements, Los Angeles Lighting Manufacturing Company reserves the right to alter specifications, dimensions, data, and/or materials without notice. Please visit our website to view the most current information.

© 2025 LOS ANGELES LIGHTING MANUFACTURING CO. ALL RIGHTS RESERVED

Revised: 09/26/25

